

# ARBOR PREPARATORY HIGH SCHOOL

Annual Report 2015-2016



**BAY MILLS**  
COMMUNITY COLLEGE  
CHARTER SCHOOLS OFFICE

## **NOTICE:**

The information in this report separately and collectively is a basis for the performance review of public charter schools authorized by Bay Mills Community College Authorizing Body. The Bay Mills Community College Charter School Office reserves the sole authority to interpret the information in this report and elsewhere in its oversight of public charter schools authorized by Bay Mills Community College Authorizing Body.

# TABLE OF CONTENTS

**Academics**.....3

    BMCC Charter Schools Office Academy Board Academics Report 2015-2016.....4

**Governance**.....7

    BMCC Charter Schools Office Academy Board Governance Report 2015-2016.....8

**Compliance**.....9

    BMCC Charter Schools Office Academy Board Compliance Report 2015-2016.....10

# Academics

Prepared by:

Katherine Tassier

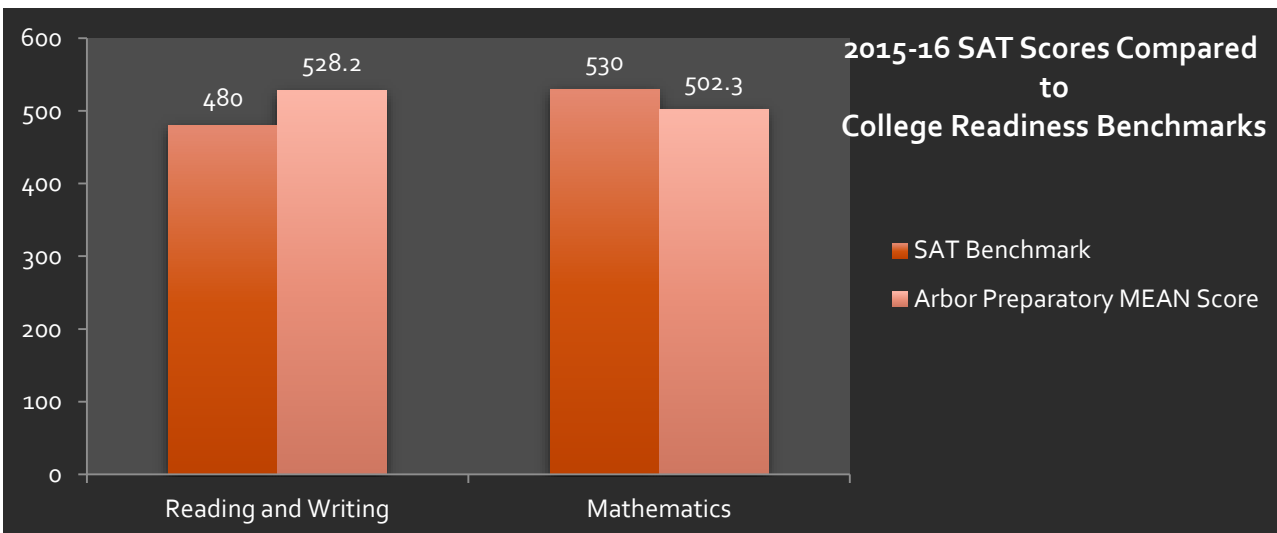
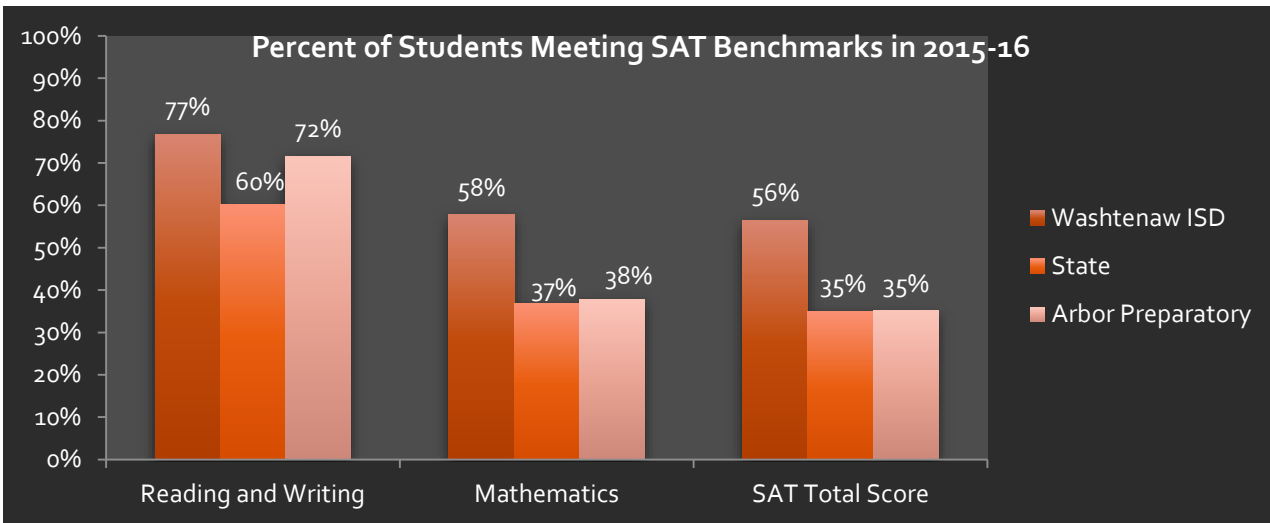
Curriculum Specialist

**Percent of Students Meeting SAT Benchmarks**

	Washtenaw ISD	State	Arbor Preparatory
Reading and Writing	76.70%	60.20%	71.60%
Mathematics	57.80%	36.90%	37.80%
SAT Total Score	56.40%	34.90%	35.10%

**MEAN SAT Scores Compared to College Readiness Benchmarks**

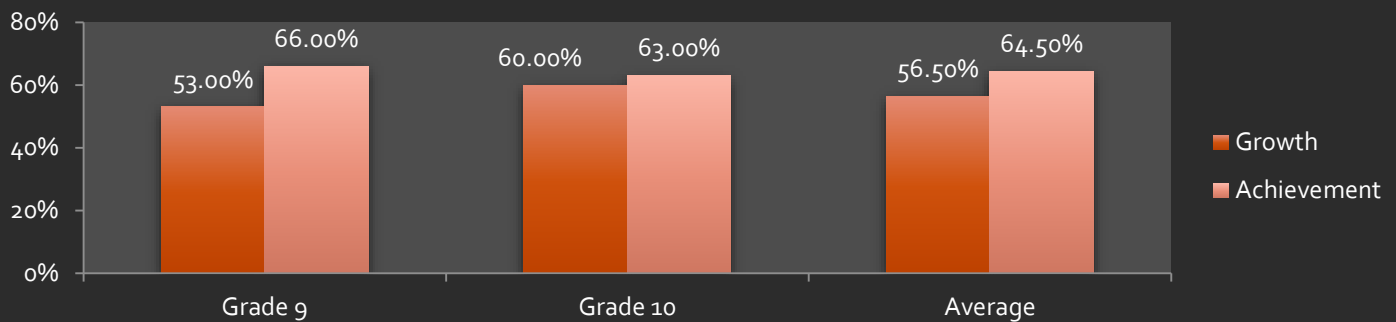
	SAT Benchmark	Arbor Preparatory MEAN Score
Reading and Writing	480	528.2
Mathematics	530	502.3



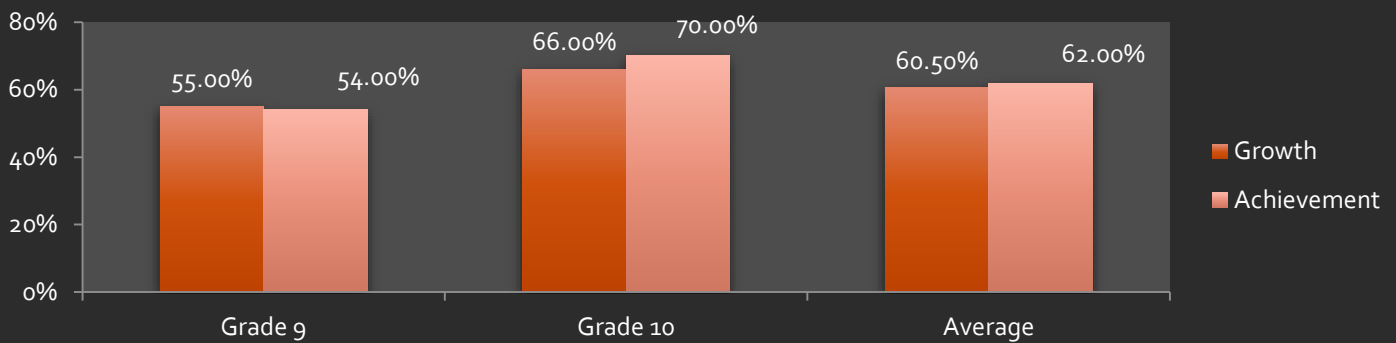
Comments: The data above illustrates Arbor Preparatory High Schools’ performance on the Reading and Writing and Math portions of the 2015-16 SAT test. The results are displayed in both table and chart form and provide Arbor Preparatory High School 2015-16 data compared to the 2015-16 Washtenaw ISD’s and the 2015-16 State’s. The data highlighted in green indicates areas where Arbor Preparatory percentages of students proficient are higher than the State proficiency rates and where Arbor Preparatory average(MEAN) scores exceeded the College Readiness Benchmark. Data highlighted in red indicates an average score lower than the benchmark.

Arbor Preparatory High School was unranked on the last published Top to Bottom List (for the 2013-14 school year). The academy was not on the recently released bottom 5<sup>th</sup> percentile group for 2014-15. Sometime later this fall the State will release the rankings based on the above 2015-16 testing.

**Percent of Students Reaching 2015-16 NWEA Reading Targets**

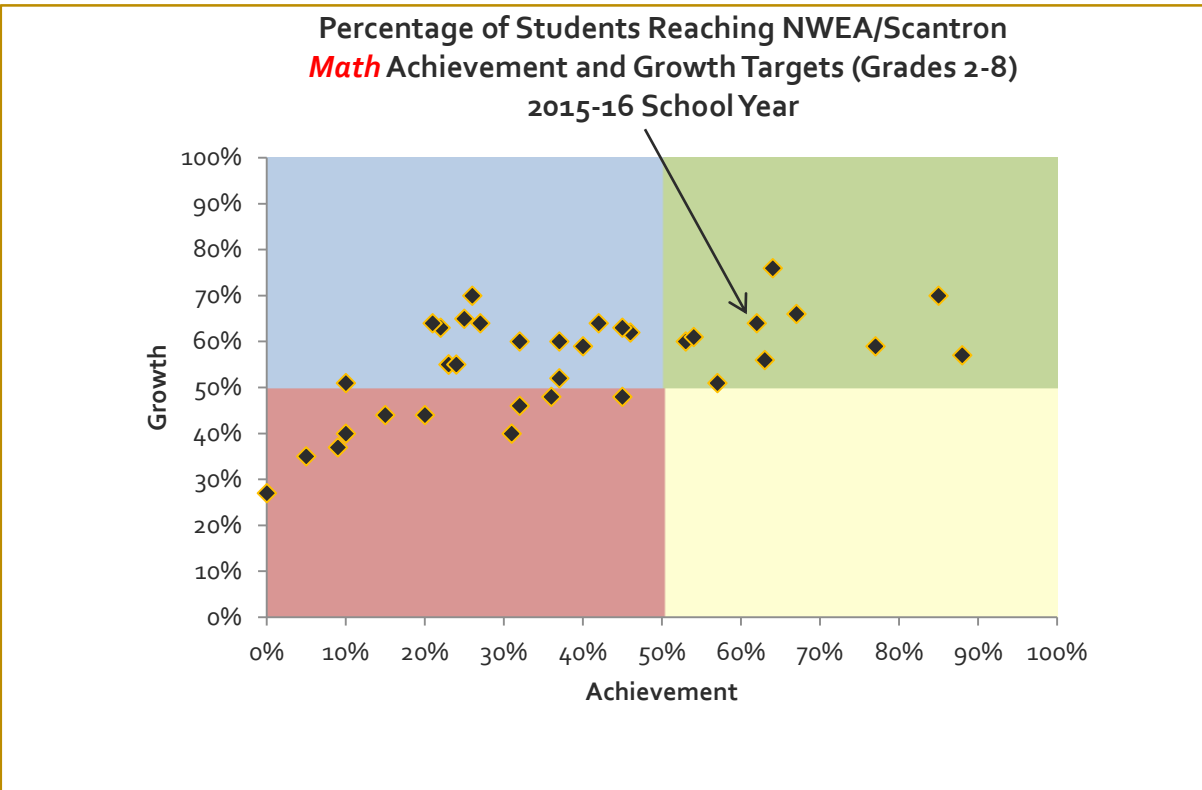
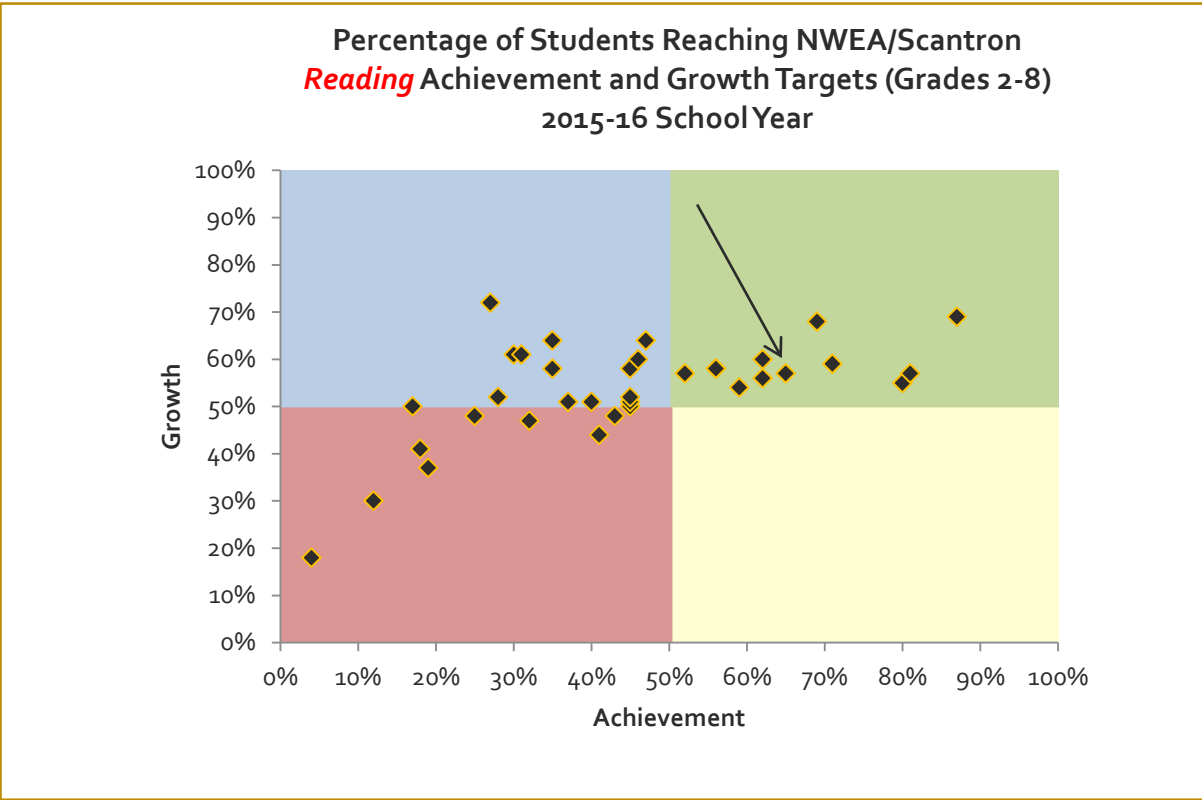


**Percent of Students Reaching 2015-16 NWEA Math Targets**



Comments: The data above illustrates Arbor Preparatory High Schools’s 2015-16 performance on the Reading and Math Northwest Evaluation Association’s Measure of Adequate Progress (NWEA/MAP). The charter contract measures school growth using this assessment, setting the goal of at least 50% of students reaching their growth targets. The graphs above show that students at Arbor Preparatory High School are, on average (“School Average”) meeting their reading and math growth targets as well as the grade-level achievement targets.

Quadrant charts on the next page further illustrate the growth and achievement levels of the students at Arbor Preparatory High School. The markers on the charts represent the other schools that Bay Mills Community College charters. The quadrant illustrations can be used to compare Arbor Preparatory High School with other schools authorized by Bay Mills Community College.



# Governance

Prepared by:

Nancy Berkompas

Governance Specialist



Academy	Address	EMO	Field Rep
Arbor Preparatory HS	Ypsilanti, MI	Prep Net	Pat Victor

Board Members	Start of Term	Expiration of Term
Andrew Brown Treasurer	10/30/2015	6/30/2019
Susan Walker	7/1/2016	6/30/2017
William Kennelly President	7/2/2012	6/30/2018
Armaan Dandavati Secretary	2/19/2016	6/30/2018
Keith Boruta VP	12/10/2013	6/30/2019
Montgomery Brown	7/1/2014	<b>6/30/2017 resigned 12/4/15</b>

Category	Rank	Comments
<b>Academics:</b> Is the Board addressing academic performance?	1	

<b>Finance:</b> Is the Board addressing financial sustainability?	1	
--	---	--

<b>Compliance:</b> Is the Board in compliance with the charter and federal and state law?	1	
--	---	--

<b>Board Behavior:</b> Is the Board conducting itself in a business-like manner?	1	
---	---	--

Board Training:			
Was the Academy represented during the fiscal year 2015-2016?	Board members were able to attend the following listed Board trainings	11/9/2015	Y
		2/8/2016	Y
		5/19/2016	Y

**Rubric Rankings:**

1. The board is operating in a satisfactory manner in this area.
2. The board needs corrective action in this area.
3. The board is developing problematic behavior in this area.
4. The board actions need a complete review by BMCC.

Thank you for serving the Children of Michigan.

We cannot always build the future for our youth, but we can build our youth for the future. ~Franklin Delano Roosevelt

# Compliance

Prepared by:

Erin Forrester

Compliance Coordinator

# Arbor Preparatory High School

July 1, 2015 – June 30, 2016

## Contract Term

July 1, 2011 – June 30, 2019

## Academy Board of Directors

Term Expiration	Board Member	Seat	Educator/Parent	Notes
6/30/2018	Armaan M. Dandavati	4		The Board needs a parent representative
<b>6/30/2016</b>	Andrew C. Brown	1		
<b>6/30/2016</b>	Keith J. Boruta	5	Educator	
<b>6/30/2017</b>	<b>(vacant)</b>	<b>2</b>		
6/30/2018	William Kennelly	3	Educator	

## Epicenter Compliance Statistics July 1, 2014 – June 30, 2015

Rating	Entity	Entity Type	Past Due	% On Time	% Accuracy	Past Due Total
★★★★	Arbor Preparatory High School	Board		100% (32 of 32)	100% (32 of 32)	
★★★★	Arbor Preparatory High School	School		100% (52 of 52)	100% (52 of 52)	

## Epicenter Compliance Statistics July 1, 2015 – June 30, 2016

Rating	Entity	Entity Type	Past Due	% On Time	% Accuracy	Past Due Total
★★★★	Arbor Preparatory High School	Board		100% (34 of 34)	97% (34 of 35)	
★★★★	Arbor Preparatory High School	School		100% (50 of 50)	100% (50 of 50)	