

CRESCENT ACADEMY

Annual Report 2015-2016



BAY MILLS
COMMUNITY COLLEGE
CHARTER SCHOOLS OFFICE

NOTICE:

The information in this report separately and collectively is a basis for the performance review of public charter schools authorized by Bay Mills Community College Authorizing Body. The Bay Mills Community College Charter School Office reserves the sole authority to interpret the information in this report and elsewhere in its oversight of public charter schools authorized by Bay Mills Community College Authorizing Body.

TABLE OF CONTENTS

Academics.....3

 BMCC Charter Schools Office Academy Board Academics Report 2015-2016.....4

Governance.....8

 BMCC Charter Schools Office Academy Board Governance Report 2015-2016.....9

Compliance.....10

 BMCC Charter Schools Office Academy Board Compliance Report 2015-2016.....11

Academics

Prepared by:

Katherine Tassier

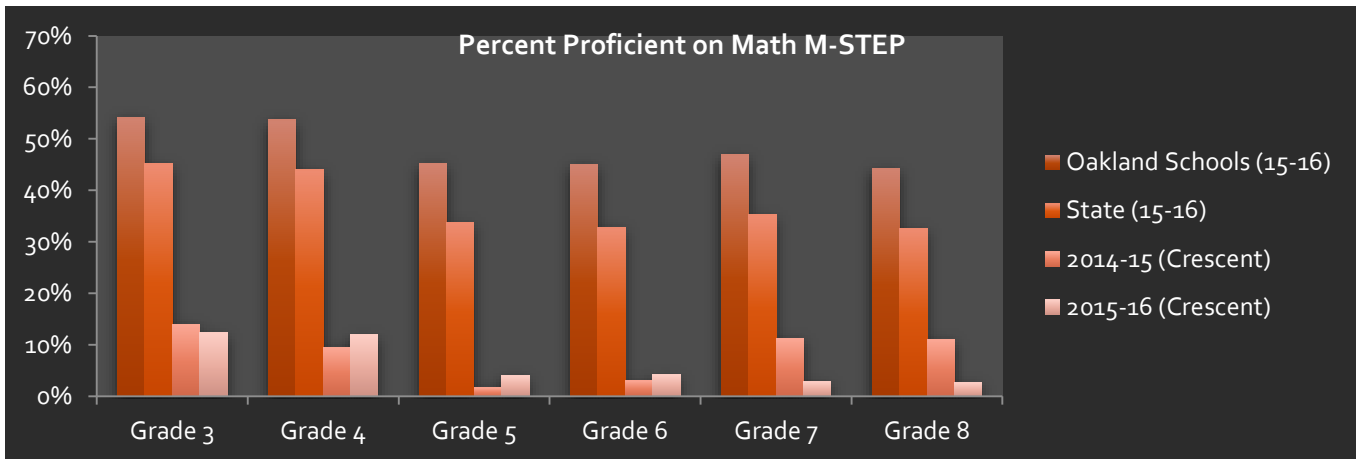
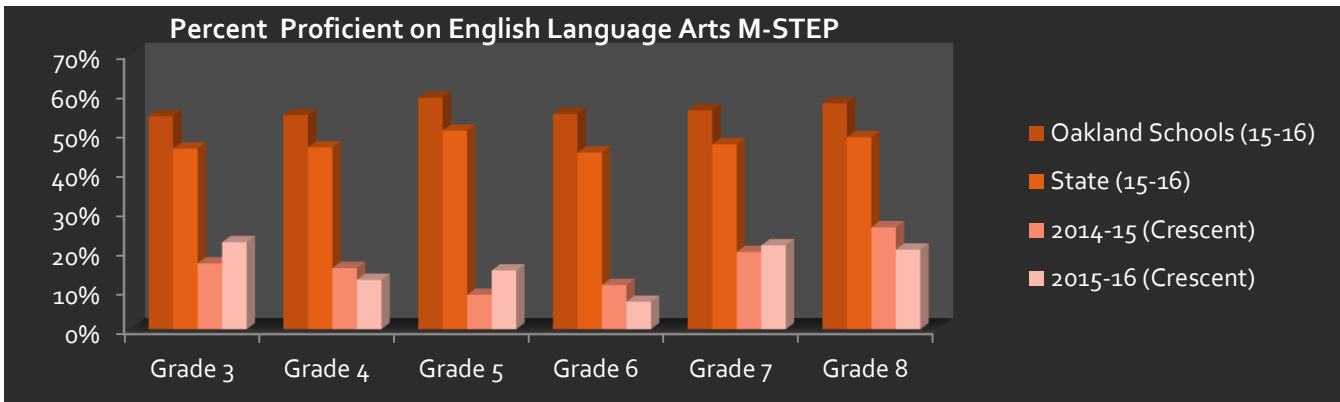
Curriculum Specialist


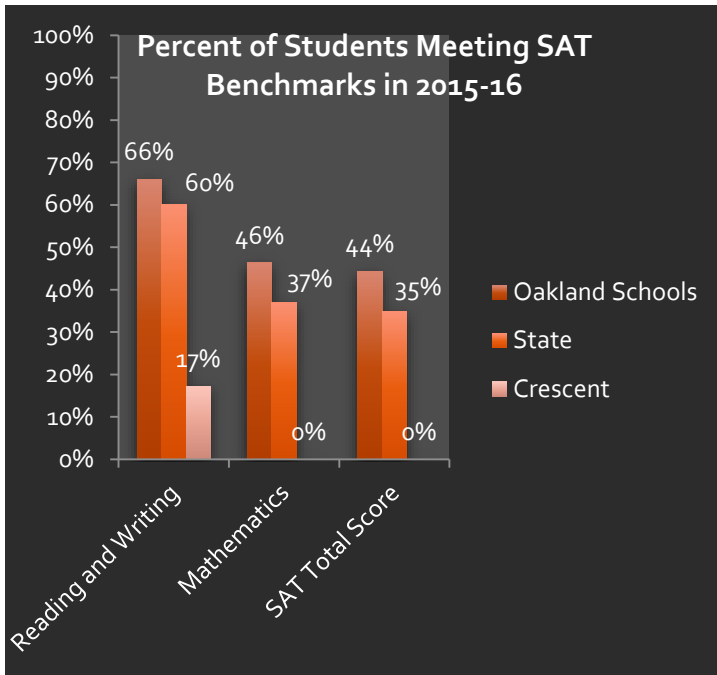
Percent of Students Proficient on English Language Arts M-STEP

| | Oakland Schools (15-16) | State (15-16) | 2014-15 (Crescent) | 2015-16 (Crescent) |
|---------|-------------------------|---------------|--------------------|--------------------|
| Grade 3 | 54.20% | 46.00% | 16.80% | 22.20% |
| Grade 4 | 54.50% | 46.30% | 15.60% | 12.60% |
| Grade 5 | 58.90% | 50.60% | 8.80% | 15.00% |
| Grade 6 | 54.80% | 45.00% | 11.30% | 7.00% |
| Grade 7 | 55.70% | 47.10% | 19.70% | 21.40% |
| Grade 8 | 57.50% | 48.90% | 26.00% | 20.30% |

Percent of Students Proficient on Math M-STEP

| | Oakland Schools (15-16) | State (15-16) | 2014-15 (Crescent) | 2015-16 (Crescent) |
|---------|-------------------------|---------------|--------------------|--------------------|
| Grade 3 | 54.20% | 45.20% | 14.00% | 12.30% |
| Grade 4 | 53.70% | 44.00% | 9.50% | 11.90% |
| Grade 5 | 45.30% | 33.80% | 1.70% | 4.00% |
| Grade 6 | 45.10% | 32.80% | 3.10% | 4.20% |
| Grade 7 | 46.90% | 35.30% | 11.30% | 2.90% |
| Grade 8 | 44.30% | 32.70% | 11.10% | 2.70% |

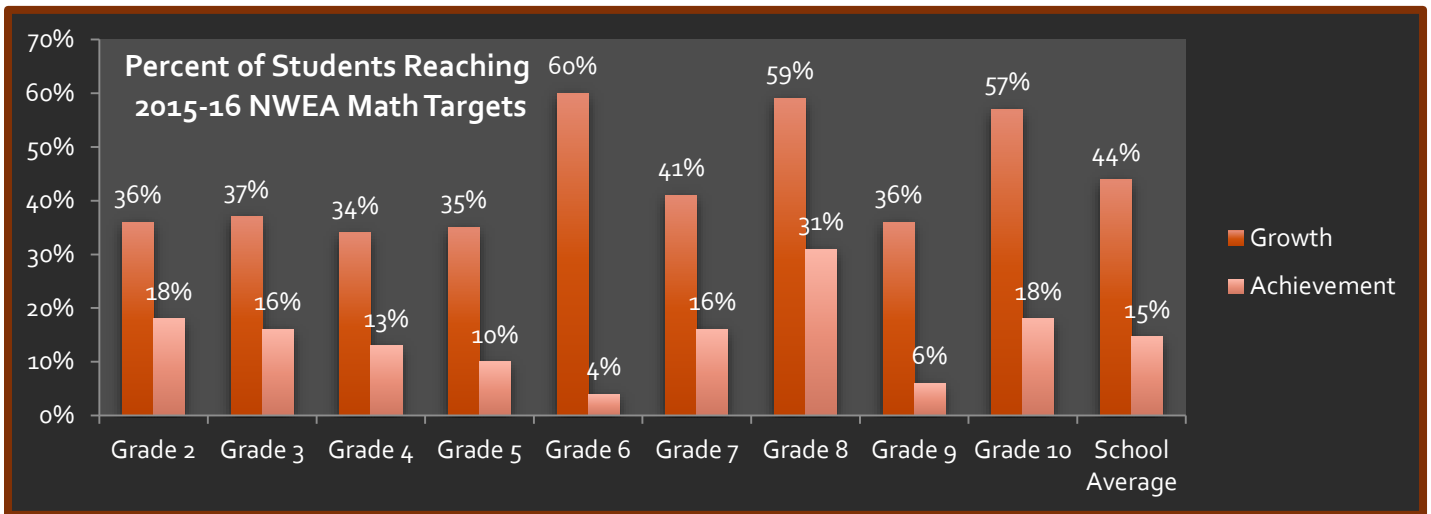
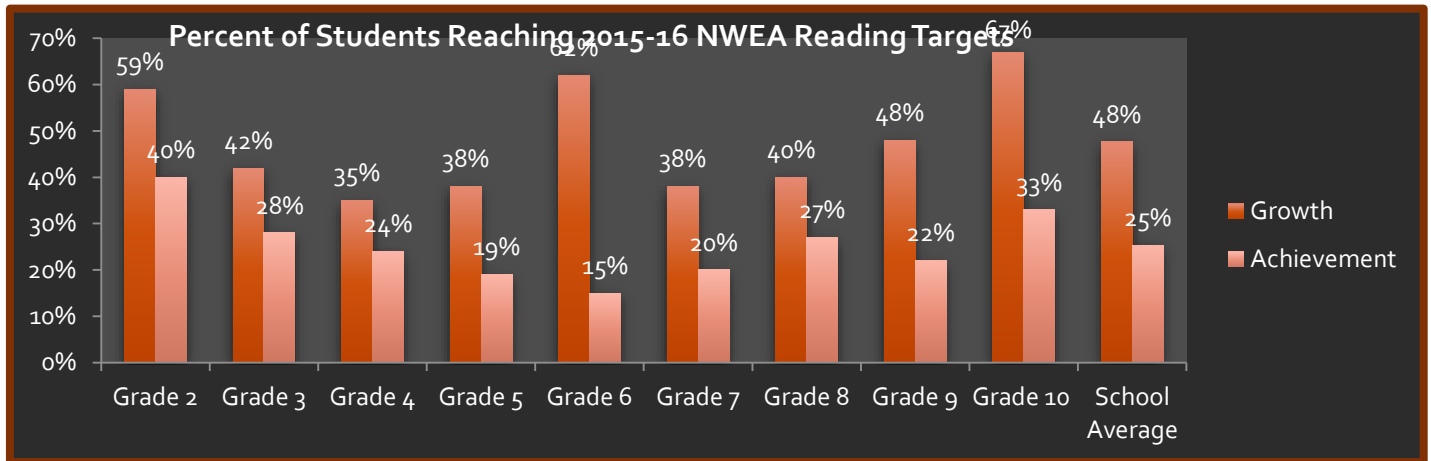




Comments: The data above illustrate Crescent Academy’s performance on the English Language Arts and Math portions of the 2015-16 Michigan Student Test of Educational Progress (M-STEP). The results are displayed in both table and chart form and provide Crescent Academy 2015-16 data compared to the 2015-16 Oakland School’s, the 2015-16 State’s, and the academy’s 2014-15 results. The data highlighted in green on the above tables indicates an increase in proficiency rates from 2014-15 to 2015-16. The data highlighted in red indicates a decrease.

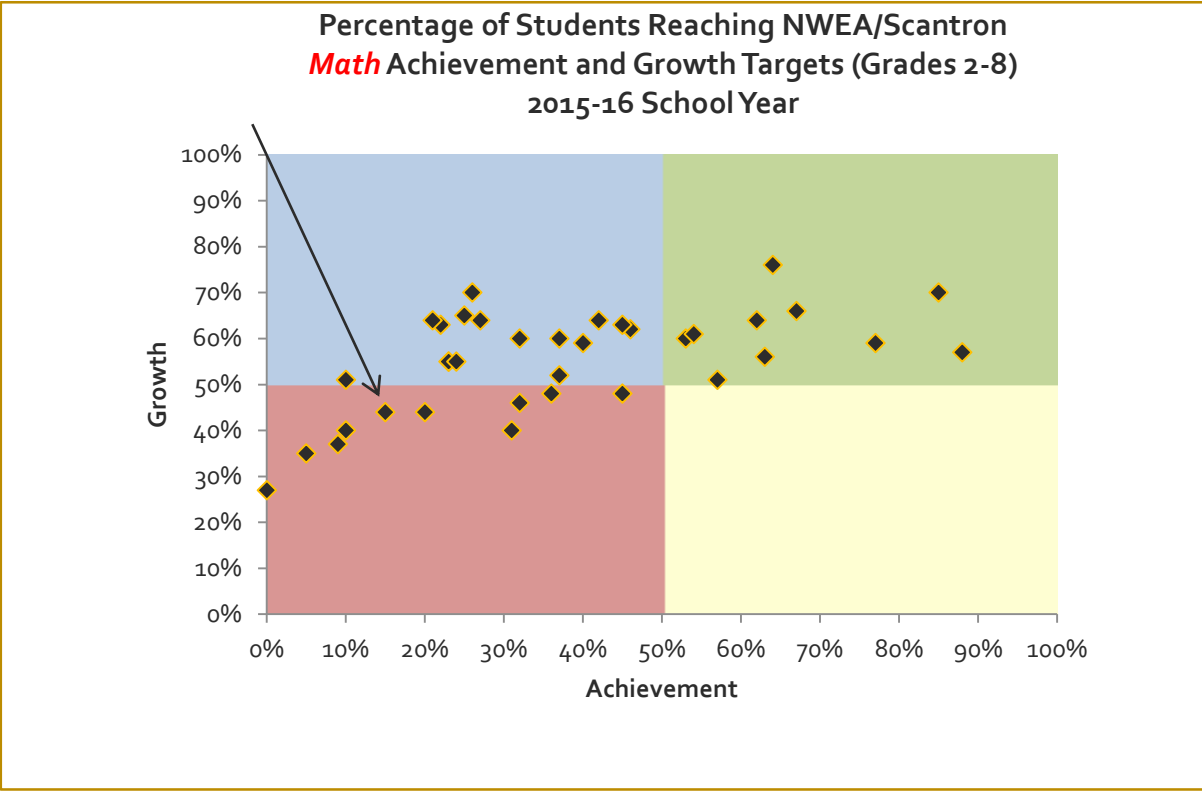
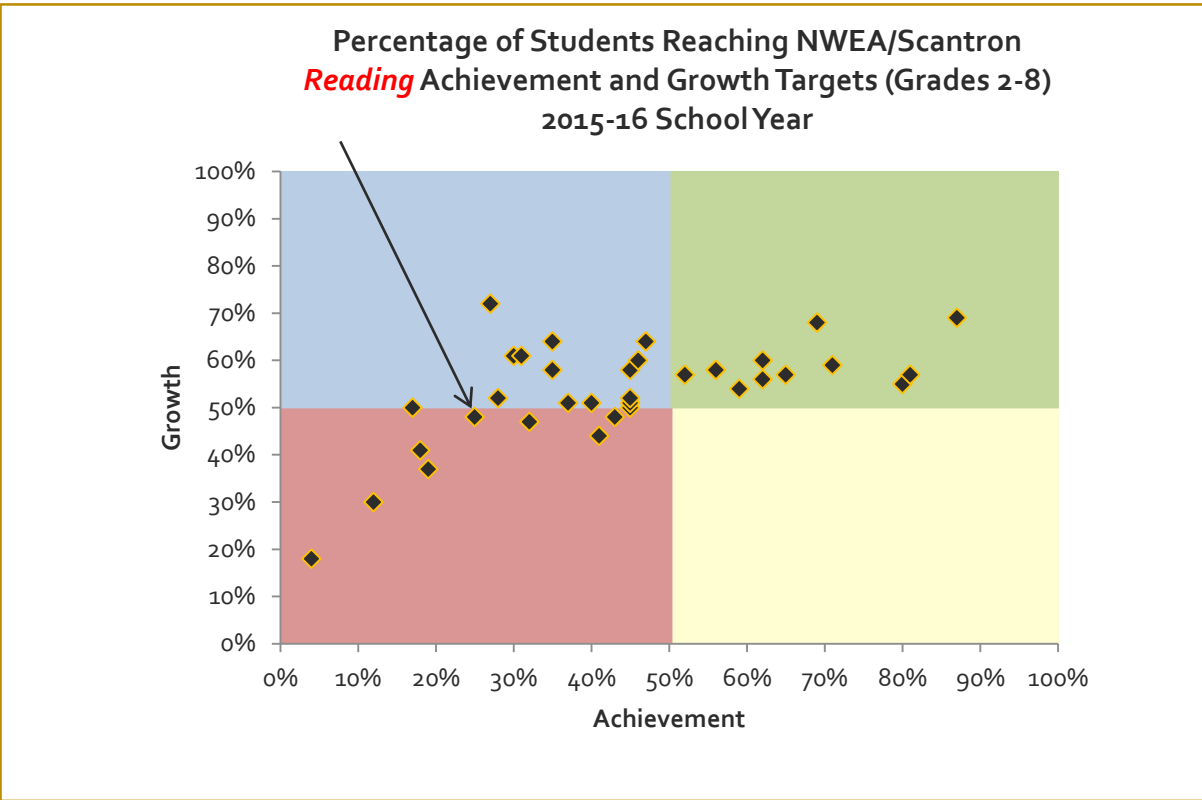
Also illustrated in the above charts are Crescent Academy SAT results compared to the ISD and to the State, and in a separate chart the average (mean) academy score compared to the SAT College Readiness Benchmarks for Reading and Writing and Math. On average, Crescent Academy students scored below the College Readiness Benchmarks and below the State and ISD averages.

Crescent Academy was ranked in the 30th percentile on the last published Top to Bottom List (for the 2013-14 school year). The academy was not on the recently released bottom 5th percentile group for 2014-15. Sometime later this fall the State will release the rankings based on the above 2015-16 testing data.



Comments: The data above illustrates Crescent Academy’s 2015-16 performance on the Reading and Math Northwest Evaluation Association’s Measure of Adequate Progress (NWEA/MAP). The charter contract measures school growth using this assessment, setting the goal of at least 50% of students reaching their growth targets. The graphs above show that students at Crescent Academy are, on average (“School Average”), not meeting their reading and math growth targets. The students at Crescent Academy are, on average, not meeting their math and reading grade-level achievement targets using this assessment.

Quadrant charts on the next page further illustrate the growth and achievement levels of the students at Crescent Academy. The markers on the charts represent the other schools that Bay Mills Community College charters. The quadrant illustrations can be used to compare Crescent Academy with other schools authorized by Bay Mills Community College.



Governance

Prepared by:

Nancy Berkompas

Governance Specialist

| Academy | Address | EMO | Field Rep |
|------------------|----------------|-------------|------------|
| Crescent Academy | Southfield, MI | CS Partners | Pat Victor |

| Board Members | Start of Term | Expiration of Term |
|-----------------------------|---------------|--------------------|
| Farrita Jackson President | 11/7/2007 | 6/30/2019 |
| Robertha Brown VP | 7/1/2008 | 6/30/2017 |
| Leonard Brown Jr. Treasurer | 7/1/2009 | 6/30/2018 |
| Sonya Smith Secretary | 7/22/2014 | 6/30/2017 |

| Category | Rank | Comments |
|--|------|----------|
| Academics: Is the Board addressing academic performance? | 1 | |

| | | |
|--|---|--|
| Finance: Is the Board addressing financial sustainability? | 1 | |
|--|---|--|

| | | |
|--|---|--|
| Compliance: Is the Board in compliance with the charter and federal and state law? | 1 | |
|--|---|--|

| | | |
|---|---|--|
| Board Behavior: Is the Board conducting itself in a business-like manner? | 1 | |
|---|---|--|

| Board Training: | | | |
|---|---|-----------|---|
| Was the Academy represented during the fiscal year 2015-2016? | Unfortunately, Board members were unable to attend some of the listed Board trainings | 11/9/2015 | Y |
| | | 2/8/2016 | N |
| | | 5/19/2016 | N |

Rubric Rankings:

1. The board is operating in a satisfactory manner in this area.
2. The board needs corrective action in this area.
3. The board is developing problematic behavior in this area.
4. The board actions need a complete review by BMCC.

Thank you for serving the Children of Michigan.

We cannot always build the future for our youth, but we can build our youth for the future. ~Franklin Delano Roosevelt

Compliance

Prepared by:

Erin Forrester

Compliance Coordinator

Crescent Academy

July 1, 2015 – June 30, 2016

Contract Term

July 1, 2012 – June 30, 2017

Academy Board of Directors

| Term Expiration | Board Member | Seat | Educator/Parent | Notes |
|-----------------|-------------------|------|-----------------|---|
| | (vacant) | 2 | | The Board needs a parent representative |
| 6/30/2016 | Farrita Jackson | 1 | | |
| 6/30/2017 | Robertha Brown | 3 | Educator | |
| 6/30/2017 | Sonya Smith | 5 | | |
| 6/30/2018 | Leonard Jr. Brown | 4 | | |

Epicenter Compliance Statistics July 1, 2014 – June 30, 2015

| Rating | Entity | Entity Type | Past Due | % On Time | % Accuracy | Past Due Total |
|--------|------------------|-------------|----------|----------------|-----------------|----------------|
| ★★★ | Crescent Academy | Board | | 97% (33 of 34) | 100% (34 of 34) | |
| ★★★ | Crescent Academy | School | | 98% (52 of 53) | 98% (53 of 54) | |

Epicenter Compliance Statistics July 1, 2015 – June 30, 2016

| Rating | Entity | Entity Type | Past Due | % On Time | % Accuracy | Past Due Total |
|--------|------------------|-------------|----------|-----------------|-----------------|----------------|
| ★★★ | Crescent Academy | Board | | 97% (37 of 38) | 100% (38 of 38) | |
| ★★★ | Crescent Academy | School | | 100% (52 of 52) | 98% (52 of 53) | |