

# DAVID ELLIS ACADEMY WEST

Annual Report 2015-2016



**BAY MILLS**  
COMMUNITY COLLEGE  
CHARTER SCHOOLS OFFICE

## **NOTICE:**

The information in this report separately and collectively is a basis for the performance review of public charter schools authorized by Bay Mills Community College Authorizing Body. The Bay Mills Community College Charter School Office reserves the sole authority to interpret the information in this report and elsewhere in its oversight of public charter schools authorized by Bay Mills Community College Authorizing Body.

# TABLE OF CONTENTS

**Academics**.....3

    BMCC Charter Schools Office Academy Board Academics Report 2015-2016.....4

**Governance**.....7

    BMCC Charter Schools Office Academy Board Governance Report 2015-2016.....8

**Compliance**.....9

    BMCC Charter Schools Office Academy Board Compliance Report 2015-2016.....10

# Academics

Prepared by:

Katherine Tassier

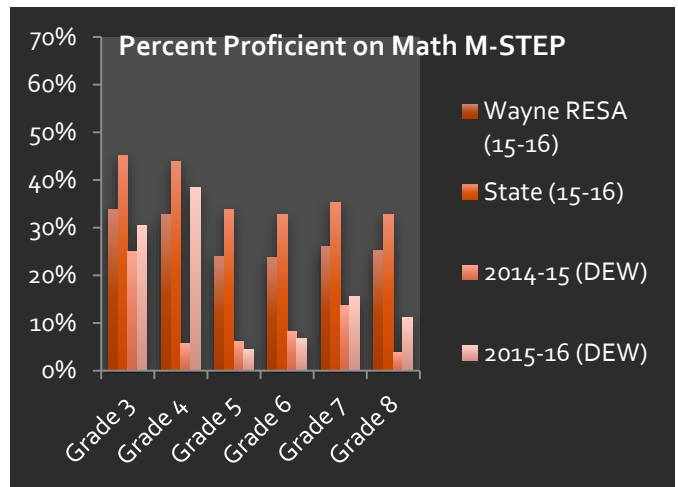
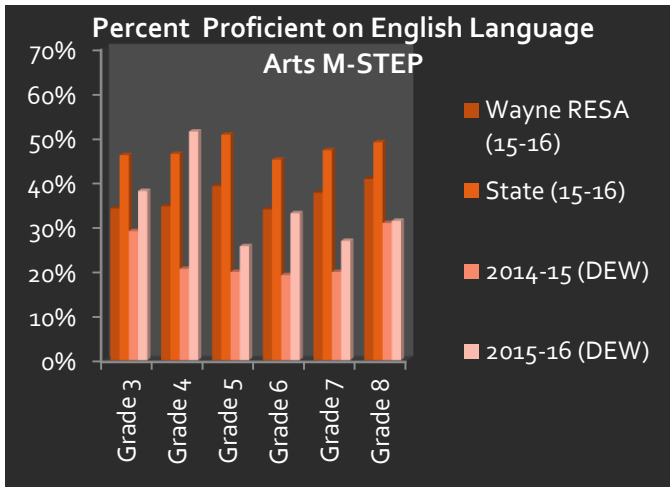
Curriculum Specialist

Percent of Students Proficient on English Language Arts M-STEP

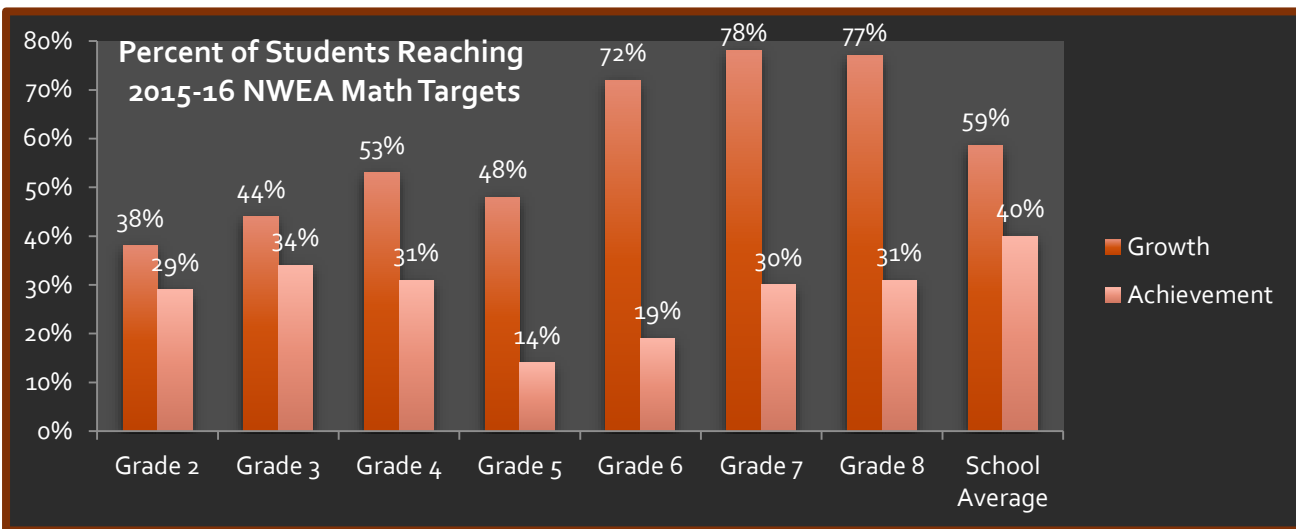
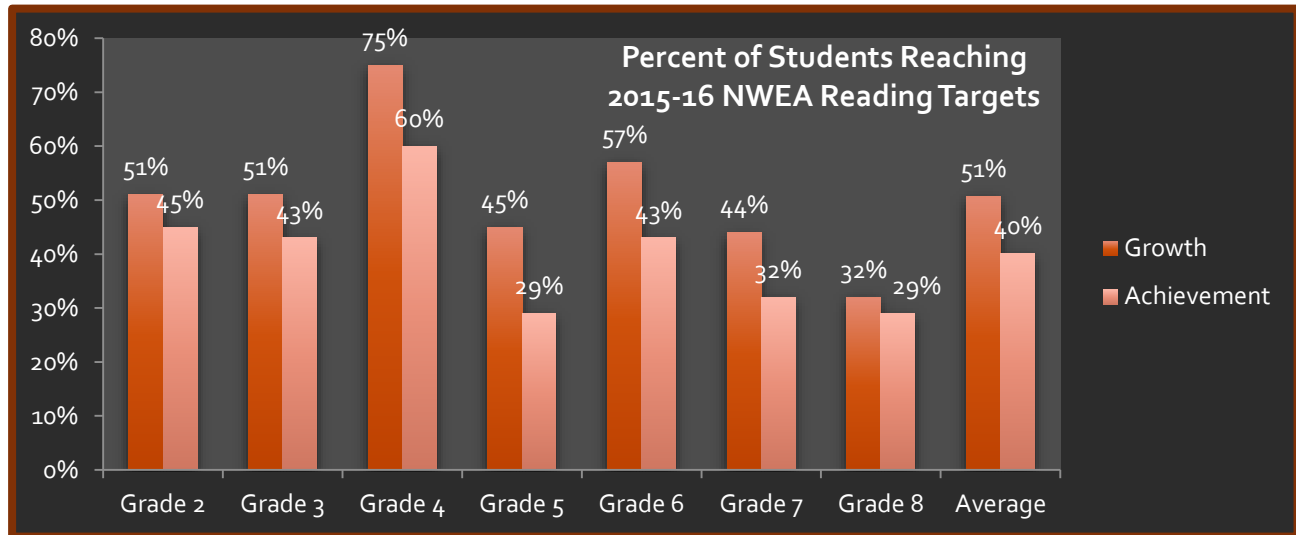
	Wayne RESA (15-16)	State (15-16)	2014-15 (DEW)	2015-16 (DEW)
Grade 3	34.10%	46.00%	29.00%	38.00%
Grade 4	34.60%	46.30%	20.50%	51.30%
Grade 5	39.10%	50.60%	19.80%	25.60%
Grade 6	33.90%	45%	19.10%	33.00%
Grade 7	37.60%	47.10%	19.80%	26.80%
Grade 8	40.70%	48.90%	30.80%	31.30%

Percent of Students Proficient on Math M-STEP

	Wayne RESA (15-16)	State (15-16)	2014-15 (DEW)	2015-16 (DEW)
Grade 3	33.90%	45.20%	25.00%	30.40%
Grade 4	32.70%	44.00%	5.70%	38.50%
Grade 5	23.90%	33.80%	6.10%	4.50%
Grade 6	23.70%	32.80%	8.30%	6.70%
Grade 7	26.10%	35.30%	13.60%	15.50%
Grade 8	25.20%	32.70%	3.90%	11.10%

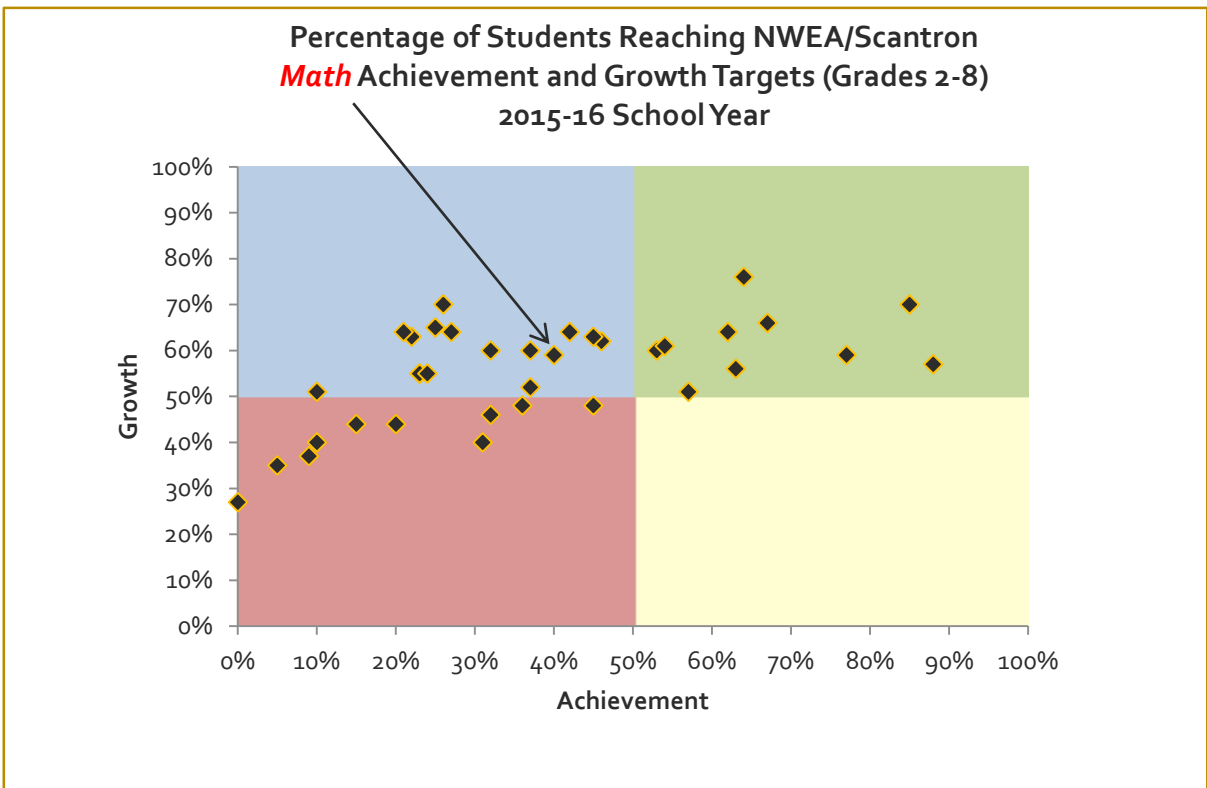
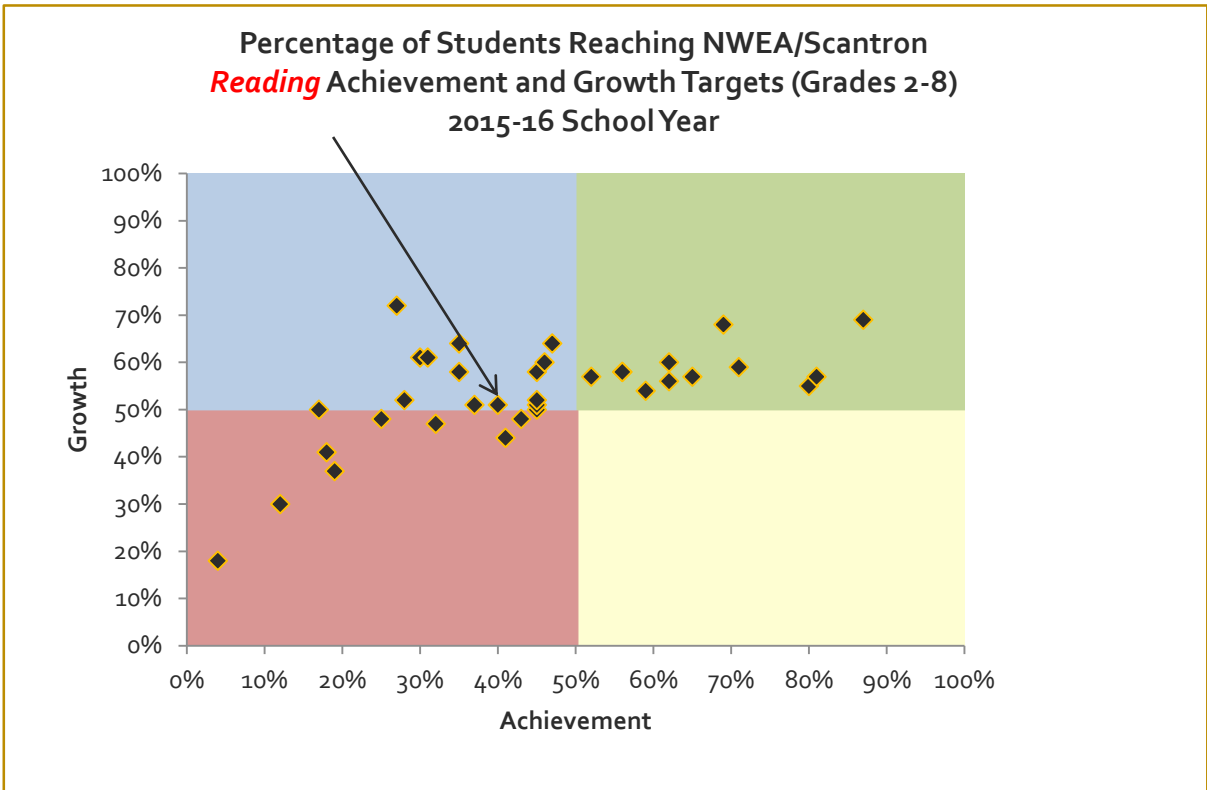


Comments: The data above illustrates David Ellis Academy West’s performance on the English Language Arts and Math portions of the 2015-16 Michigan Student Test of Educational Progress (M-STEP). The results are displayed in both table and chart form and provide David Ellis Academy West 2015-16 data compared to the 2015-16 Wayne RESA’s, the 2015-16 State’s, and the academy’s 2014-15 results. The data highlighted in green indicates an increase in proficiency rates from 2014-15 to 2015-16, while the data highlighted in red indicates a decrease. The last published Top to Bottom List (for the 2013-14 school year) ranked David Ellis Academy West in the 16th percentile. The academy was not on the recently released bottom 5<sup>th</sup> percentile group for 2014-15. Sometime later this fall the State will release the rankings based on the above 2015-16 testing data. In all grades for English Language Arts and in most grades for math, the 2015-16 data reflects a higher percentage of students proficient than the previous year. Only the 5<sup>th</sup> and 6<sup>th</sup> grade math scores reflect a lower proficiency percentage (highlighted in red on the above table).



Comments: The data above illustrates David Ellis Academy West's 2015-16 performance on the Reading and Math Northwest Evaluation Association's Measure of Adequate Progress (NWEA/MAP). The charter contract measures school growth using this assessment, setting the goal of at least 50% of students reaching their growth targets. The graphs above show that students at David Ellis Academy West are, on average ("School Average"), meeting their math and reading growth targets. Grade-level achievement scores are below the standard in both math and reading.

On the next page, the quadrant charts further illustrate the growth and achievement levels of the students at the David Ellis Academy West. The markers on the charts represent the other schools that Bay Mills Community College charters. The quadrant illustrations can be used to compare David Ellis Academy West with other schools authorized by Bay Mills Community College.



# Governance

Prepared by:

Nancy Berkompas

Governance Specialist



Academy	Address	EMO	Field Rep
David Ellis Academy West	Redford, MI	Bardwell Group	Pat Victor

Board Members	Start of Term	Expiration of Term
Charline Coats	7/28/2016	6/30/2019
Hollie Jackson Secretary	10/29/2008	6/30/2017
Aaron Burrell President	7/1/2013	6/30/2017
Walter Williams Treasurer	12/5/2003	<b>6/30/2016 term expired</b>
Mary Wood VP	12/5/2003	<b>6/30/2016 term expired</b>

Category	Rank	Comments
<b>Academics:</b> Is the Board addressing academic performance?	1	

<b>Finance:</b> Is the Board addressing financial sustainability?	1	
--	---	--

<b>Compliance:</b> Is the Board in compliance with the charter and federal and state law?	1	
--	---	--

<b>Board Behavior:</b> Is the Board conducting itself in a business-like manner?	1	
---	---	--

<b>Board Training:</b> Was the Academy represented during the fiscal year 2015-2016?	Unfortunately, Board members were unable to attend some of the listed Board trainings	11/9/2015	N
		2/8/2016	Y
		5/19/2016	N

### Rubric Rankings:

1. The board is operating in a satisfactory manner in this area.
2. The board needs corrective action in this area.
3. The board is developing problematic behavior in this area.
4. The board actions need a complete review by BMCC.

Thank you for serving the Children of Michigan.

We cannot always build the future for our youth, but we can build our youth for the future. ~Franklin Delano Roosevelt

# Compliance

Prepared by:

Erin Forrester

Compliance Coordinator

# David Ellis Academy West

July 1, 2015 – June 30, 2016

## Contract Term

July 1, 2014 – June 30, 2018

## Academy Board of Directors

Term Expiration	Board Member	Seat	Educator/Parent	Notes
	(vacant)	4		
6/30/2016	Walter Williams	1		
6/30/2016	Mary Wood	2	Educator	
6/30/2017	Hollie Jackson	3	Parent	
6/30/2017	Aaron Burrell	5		

## Epicenter Compliance Statistics July 1, 2014 – June 30, 2015

Rating	Entity	Entity Type	Past Due	% On Time	% Accuracy	Past Due Total
★★★	David Ellis Academy West	Board		100% (34 of 34)	100% (34 of 34)	
★★★	David Ellis West Academy	School		98% (52 of 53)	98% (53 of 54)	

## Epicenter Compliance Statistics July 1, 2015 – June 30, 2016

Rating	Entity	Entity Type	Past Due	% On Time	% Accuracy	Past Due Total
★★★	David Ellis Academy West	Board		92% (33 of 36)	88% (36 of 41)	
★★★	David Ellis West Academy	School		100% (49 of 49)	100% (49 of 49)	