

DETROIT COMMUNITY SCHOOLS

Annual Report 2015-2016



BAY MILLS
COMMUNITY COLLEGE
CHARTER SCHOOLS OFFICE

NOTICE:

The information in this report separately and collectively is a basis for the performance review of public charter schools authorized by Bay Mills Community College Authorizing Body. The Bay Mills Community College Charter School Office reserves the sole authority to interpret the information in this report and elsewhere in its oversight of public charter schools authorized by Bay Mills Community College Authorizing Body.

TABLE OF CONTENTS

Academics.....3

 BMCC Charter Schools Office Academy Board Academics Report 2015-2016.....4

Governance.....8

 BMCC Charter Schools Office Academy Board Governance Report 2015-2016.....9

Compliance.....10

 BMCC Charter Schools Office Academy Board Compliance Report 2015-2016.....11

Academics

Prepared by:

Katherine Tassier

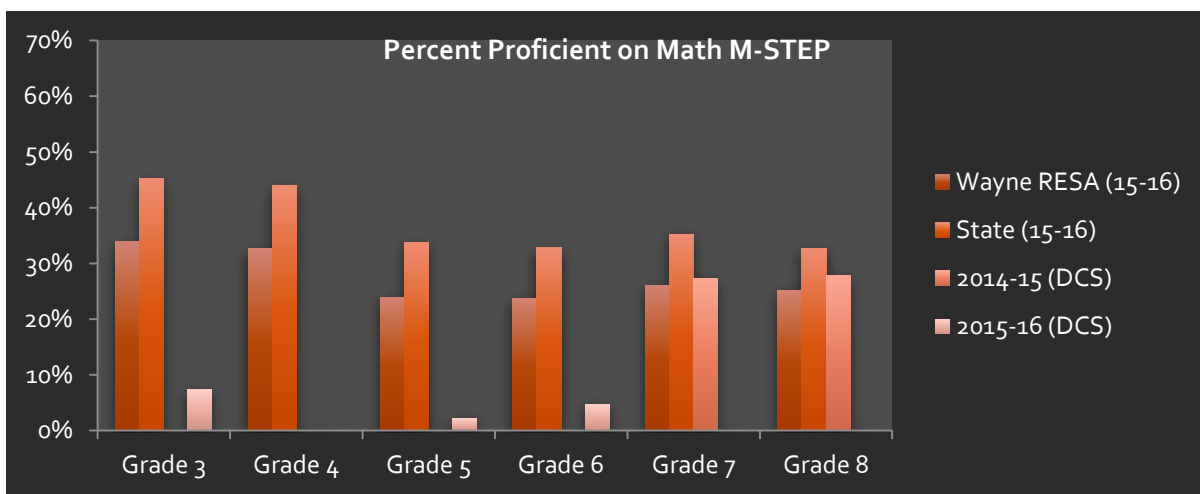
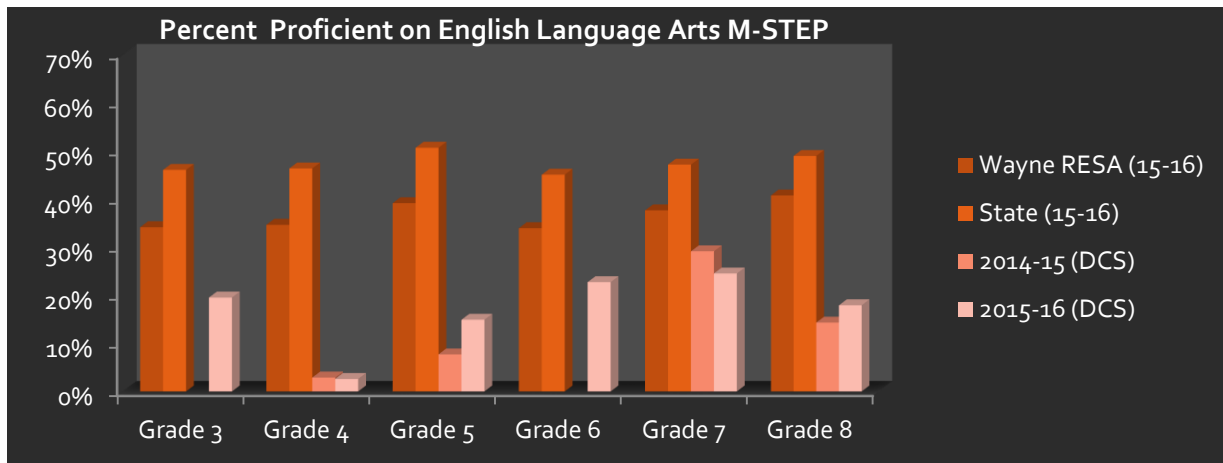
Curriculum Specialist

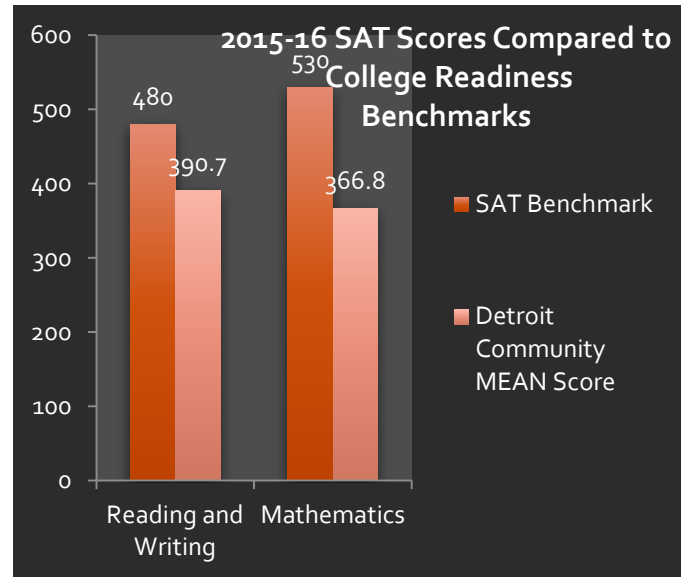
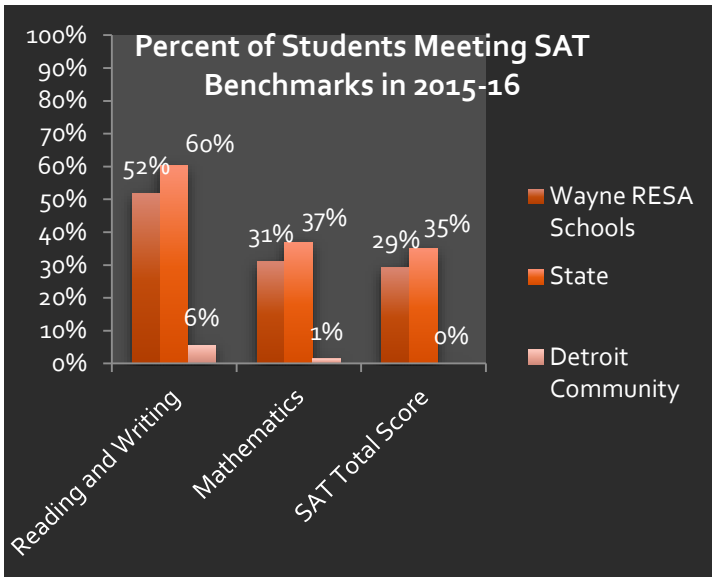
Percent of Students Proficient on English Language Arts M-STEP

	Wayne RESA (15-16)	State (15-16)	2014-15 (DCS)	2015-16 (DCS)
Grade 3	34.10%	46.00%		19.50%
Grade 4	34.60%	46.30%	2.90%	2.60%
Grade 5	39.10%	50.60%	7.70%	14.90%
Grade 6	33.90%	45%		22.70%
Grade 7	37.60%	47.10%	29.10%	24.50%
Grade 8	40.70%	48.90%	14.30%	17.90%

Percent of Students Proficient on Math M-STEP

	Wayne RESA (15-16)	State (15-16)	2014-15 (DCS)	2015-16 (DCS)
Grade 3	33.90%	45.20%		7.30%
Grade 4	32.70%	44.00%	0.00%	0.00%
Grade 5	23.90%	33.80%	0.00%	2.20%
Grade 6	23.70%	32.80%		4.70%
Grade 7	26.10%	35.30%	27.30%	0.00%
Grade 8	25.20%	32.70%	27.80%	0.00%

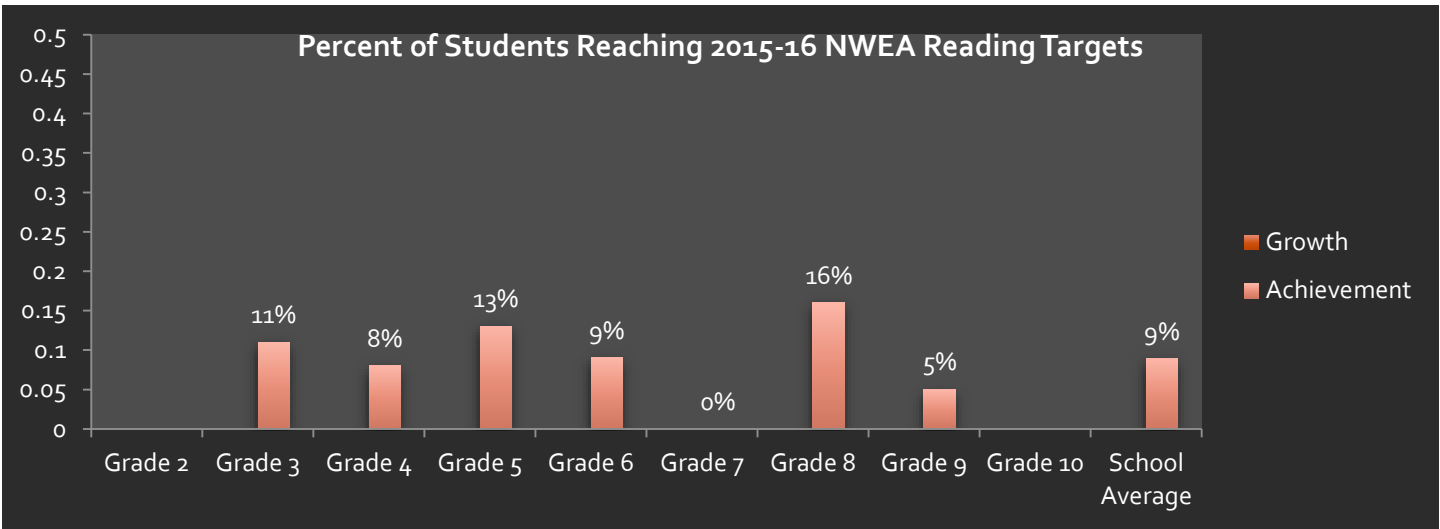
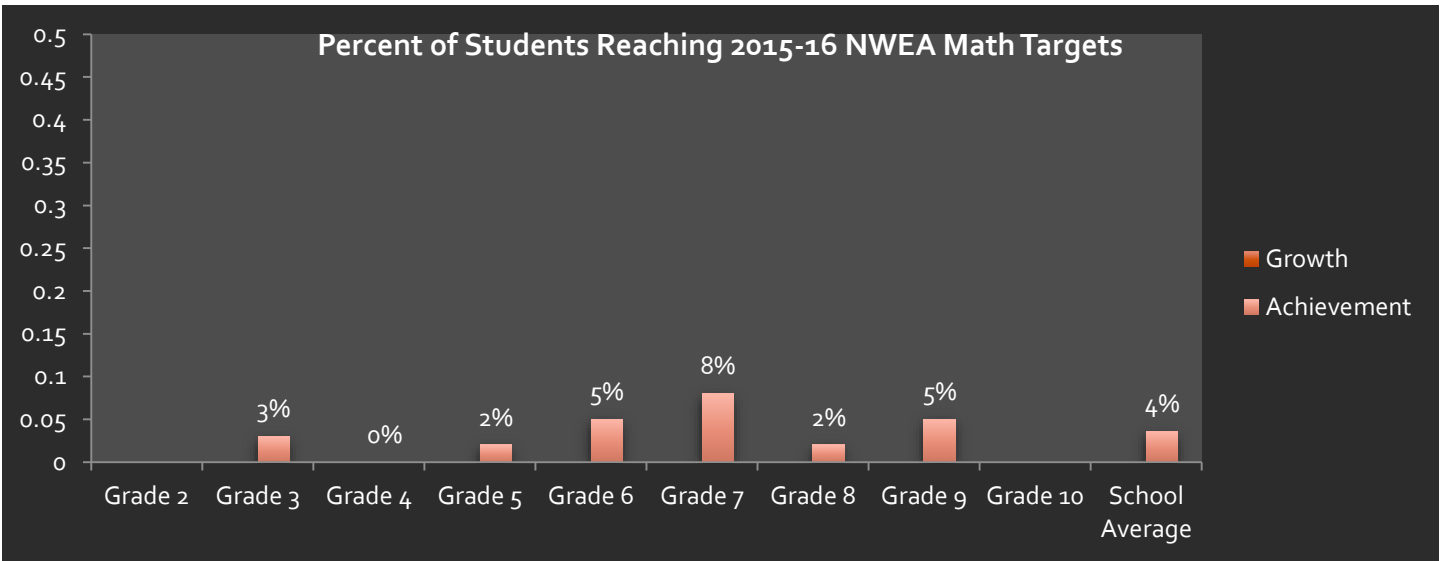




Comments: The data above illustrate Detroit Community Schools’ performance on the English Language Arts (ELA) and Math portions of the 2015-16 Michigan Student Test of Educational Progress (M-STEP). The results are displayed in both table and chart form and provide Detroit Community Schools 2015-16 data compared to the 2015-16 Wayne RESA’s, the 2015-16 State’s, and the academy’s 2014-15 results. Note that there are missing 2014-15 test results due to testing issues at the school. The percent of students proficient is below State and ISD in both math and ELA at all grade levels. Data highlighted in green indicates an increase in proficiency rates from 2014-15 to 2015-16, while data highlighted in red indicates a decrease.

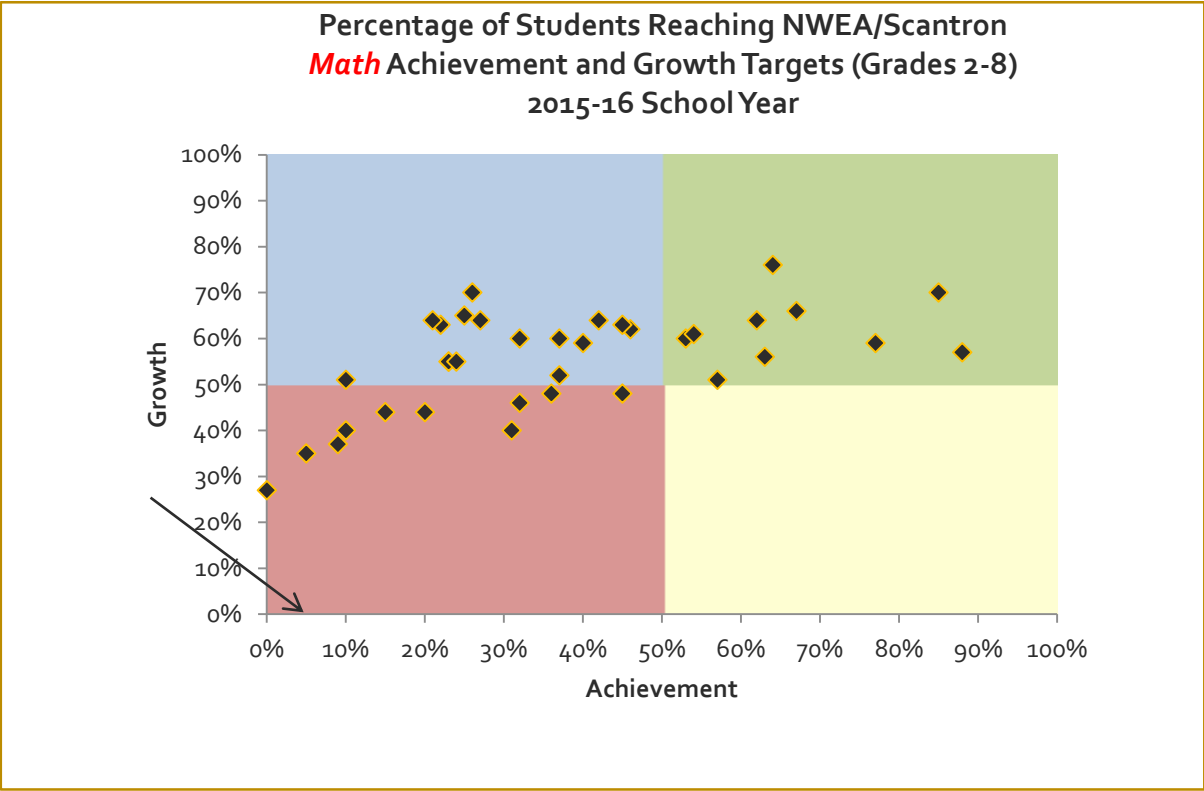
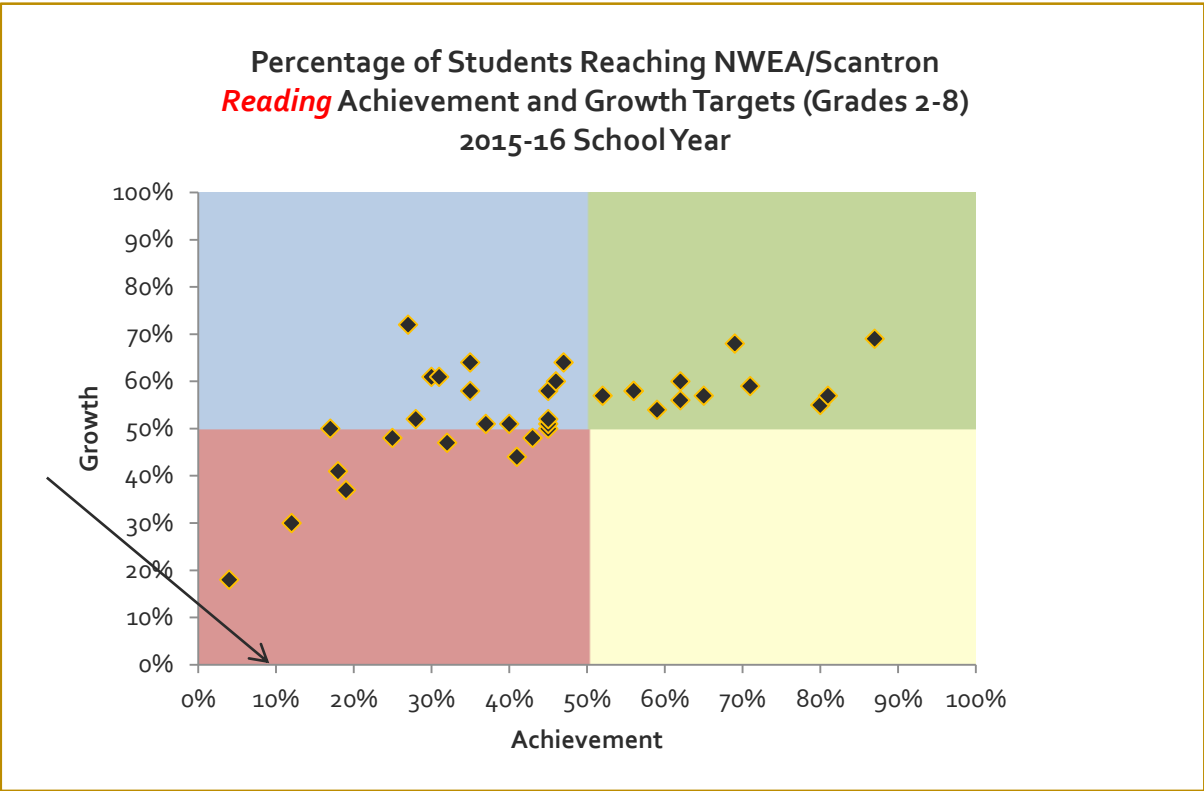
Also illustrated in the above charts are Detroit Community Schools SAT results compared to the ISD and to the State, and in a separate chart the average (mean) academy score compared to the SAT College Readiness Benchmarks for Reading and Writing and Math. On average, Detroit Community Schools’ students scored below the College Readiness Benchmarks and below the State and ISD averages.

Detroit Community Schools was ranked in the 6th (Elementary) percentile and 25th (High School) percentile on the last published Top to Bottom List (for the 2013-14 school year). The academy was not on the recently released bottom 5th percentile group for 2014-15. Sometime later this fall the State will release the rankings based on the above 2015-16 testing data.



Comments: The data above illustrates Detroit Community School’s 2015-16 performance on the Reading and Math Northwest Evaluation Association’s Measure of Adequate Progress (NWEA/MAP). The charter contract measures school growth using this assessment, setting the goal of at least 50% of students reaching their growth targets. Growth data was not available due to test administration. Detroit Community Schools has not shown evidence that they are meeting contractual goals for 2015-16. The students at Detroit Community Schools are, on average, not meeting their math and reading grade-level achievement targets using this assessment.

Quadrant charts on the next page further illustrate the growth and achievement levels of the students at Bay Mills Community College Charter Schools. The markers on the charts represent the other schools that Bay Mills Community College charters. Because there is no growth data for DCS, only the school’s achievement level is indicated on the quadrant. It is indicated on the horizontal axis marking the percent of students achieving grade-level targets. The quadrant illustrations can be used to compare Detroit Community Schools with other schools authorized by Bay Mills Community College.



Governance

Prepared by:

Nancy Berkompas

Governance Specialist

Academy	Address	EMO	Field Rep
Detroit Community Schools	Detroit, MI	Midwest Management Gp	Pat Victor

Board Members	Start of Term	Expiration of Term
Patrick Devlin VP	6/24/2014	6/30/2018
Robert Dulin Treasurer	6/24/2014	6/30/2019
Richard Robinson President	6/24/2014	6/30/2019
Nicholas Tobier Treasurer	9/25/2014	6/30/2017
Toney Stewart	10/17/2014	6/30/2017

Category	Rank	Comments
Academics:		
Is the Board addressing academic performance?	1	

Finance:		
Is the Board addressing financial sustainability?	1	

Compliance:		
Is the Board in compliance with the charter and federal and state law?	1	

Board Behavior:		
Is the Board conducting itself in a business-like manner?	1	

Board Training:			
Was the Academy represented during the fiscal year 2015-2016?	Unfortunately, Board members were unable to attend some of the listed Board trainings	11/9/2015	N
		2/8/2016	N
		5/19/2016	N

Rubric Rankings:

1. The board is operating in a satisfactory manner in this area.
2. The board needs corrective action in this area.
3. The board is developing problematic behavior in this area.
4. The board actions need a complete review by BMCC.

Thank you for serving the Children of Michigan.

We cannot always build the future for our youth, but we can build our youth for the future. ~Franklin Delano Roosevelt

Compliance

Prepared by:

Erin Forrester

Compliance Coordinator

Detroit Community Schools

July 1, 2015 – June 30, 2016

Contract Term

July 1, 2014 – June 30, 2019

Academy Board of Directors

Term Expiration	Board Member	Seat	Educator/Parent	Notes
	(vacant)	2		The Board needs an educator and a parent representative
6/30/2016	Robert Dulin	3		
6/30/2016	Richard Robinson	4		
6/30/2016	(vacant)	6		
6/30/2017	Nicholas Tobier	5		
6/30/2017	Toney Stewart	7		
6/30/2018	Patrick J. Devlin	1		

Epicenter Compliance Statistics July 1, 2014 – June 30, 2015

Rating	Entity	Entity Type	Past Due	% On Time	% Accuracy	Past Due Total
★★★	Detroit Community Schools	Board		83% (31 of 37)	97% (37 of 38)	
★★★★	Detroit Community Schools	School		98% (52 of 53)	98% (53 of 54)	

Epicenter Compliance Statistics July 1, 2015 – June 30, 2016

Rating	Entity	Entity Type	Past Due	% On Time	% Accuracy	Past Due Total
★★★	Detroit Community Schools	Board		78% (28 of 36)	90% (36 of 40)	
★★★	Detroit Community Schools	School		86% (42 of 49)	100% (49 of 49)	