

FRONTIER INTERNATIONAL ACADEMY

Annual Report 2015-2016



BAY MILLS
COMMUNITY COLLEGE
CHARTER SCHOOLS OFFICE

NOTICE:

The information in this report separately and collectively is a basis for the performance review of public charter schools authorized by Bay Mills Community College Authorizing Body. The Bay Mills Community College Charter School Office reserves the sole authority to interpret the information in this report and elsewhere in its oversight of public charter schools authorized by Bay Mills Community College Authorizing Body.

TABLE OF CONTENTS

Academics.....3

 BMCC Charter Schools Office Academy Board Academics Report 2015-2016.....4

Governance.....7

 BMCC Charter Schools Office Academy Board Governance Report 2015-2016.....8

Compliance.....9

 BMCC Charter Schools Office Academy Board Compliance Report 2015-2016.....10

Academics

Prepared by:

Katherine Tassier

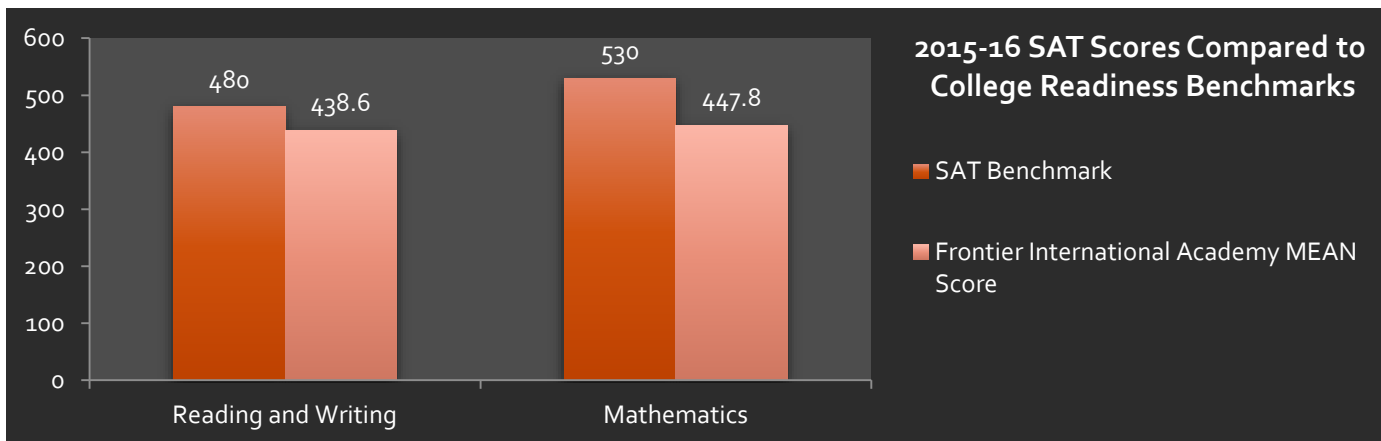
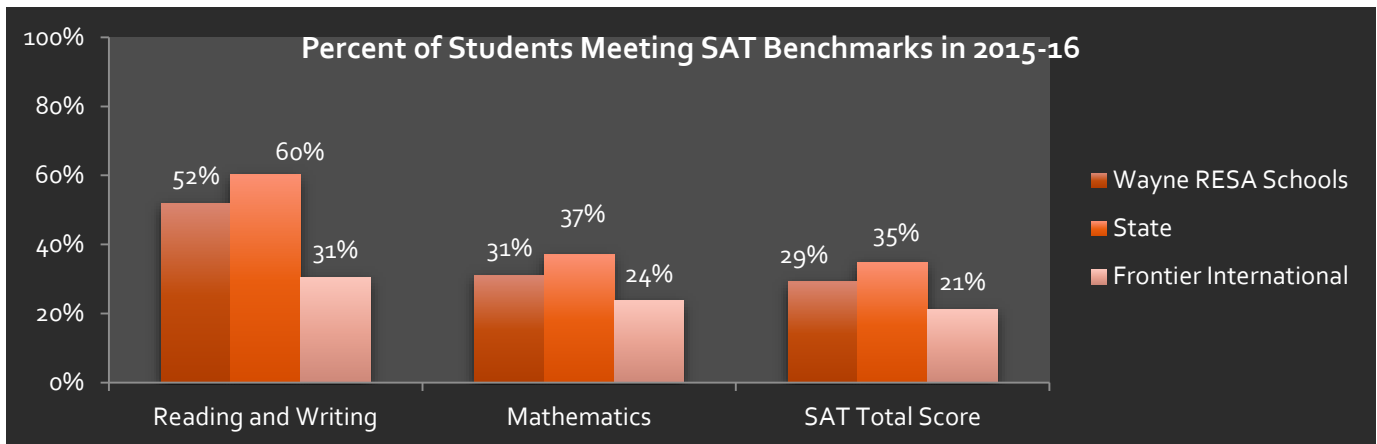
Curriculum Specialist

Percent of Students Meeting SAT Benchmarks

	Wayne RESA Schools	State	Frontier International
Reading and Writing	51.90%	60.20%	30.50%
Mathematics	31.00%	36.90%	23.70%
SAT Total Score	29.20%	34.90%	21.20%

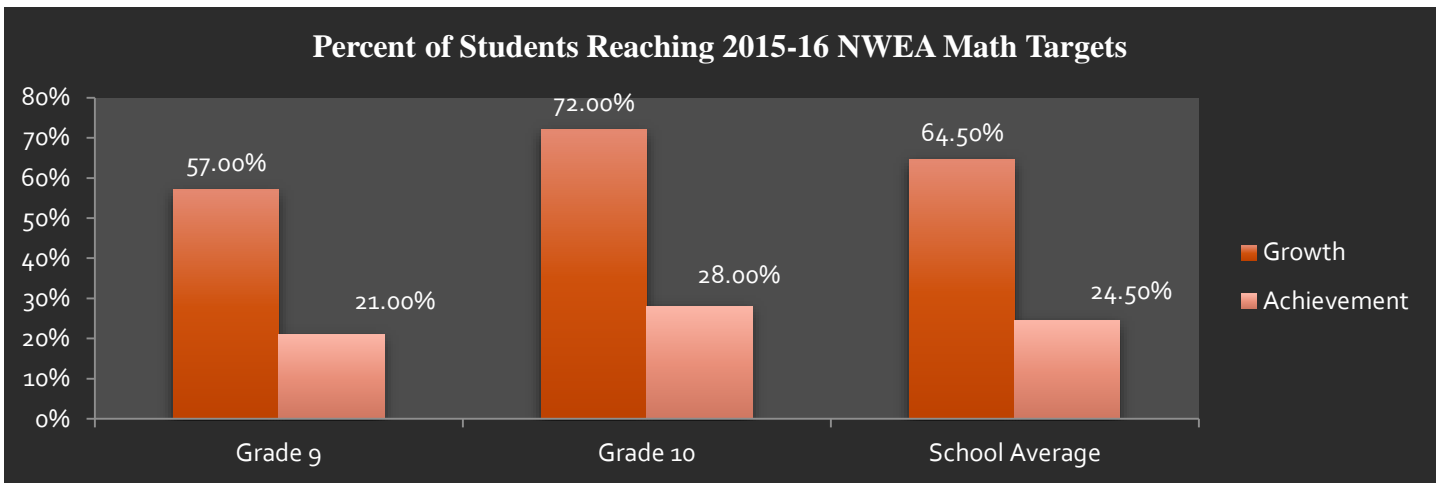
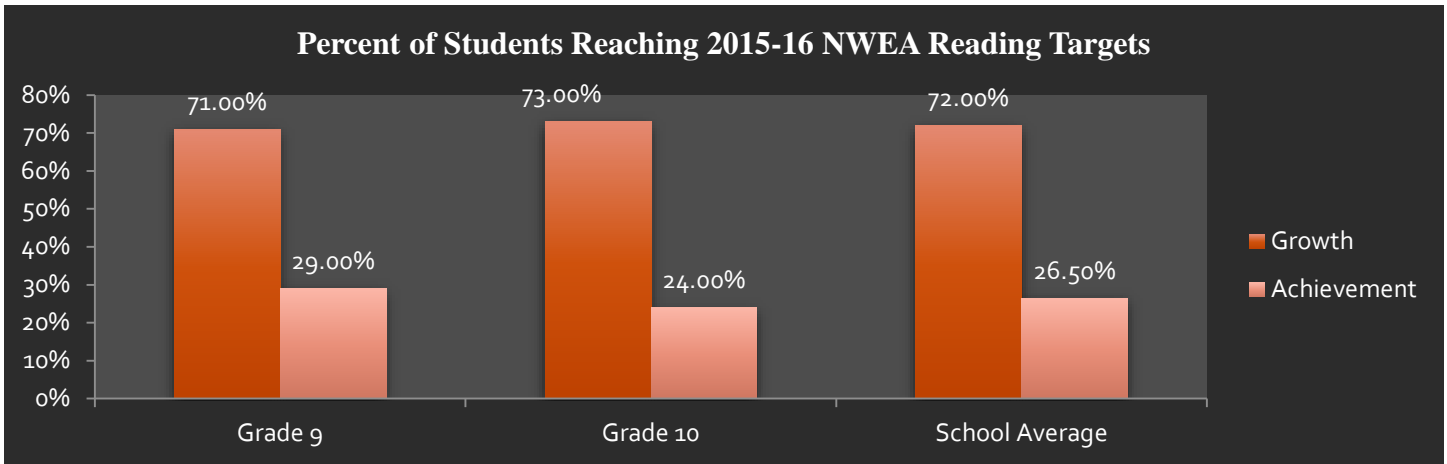
MEAN SAT Scores Compared to College Readiness Benchmarks

	SAT Benchmark	Frontier International Academy MEAN Score
Reading and Writing	480	438.6
Mathematics	530	447.8



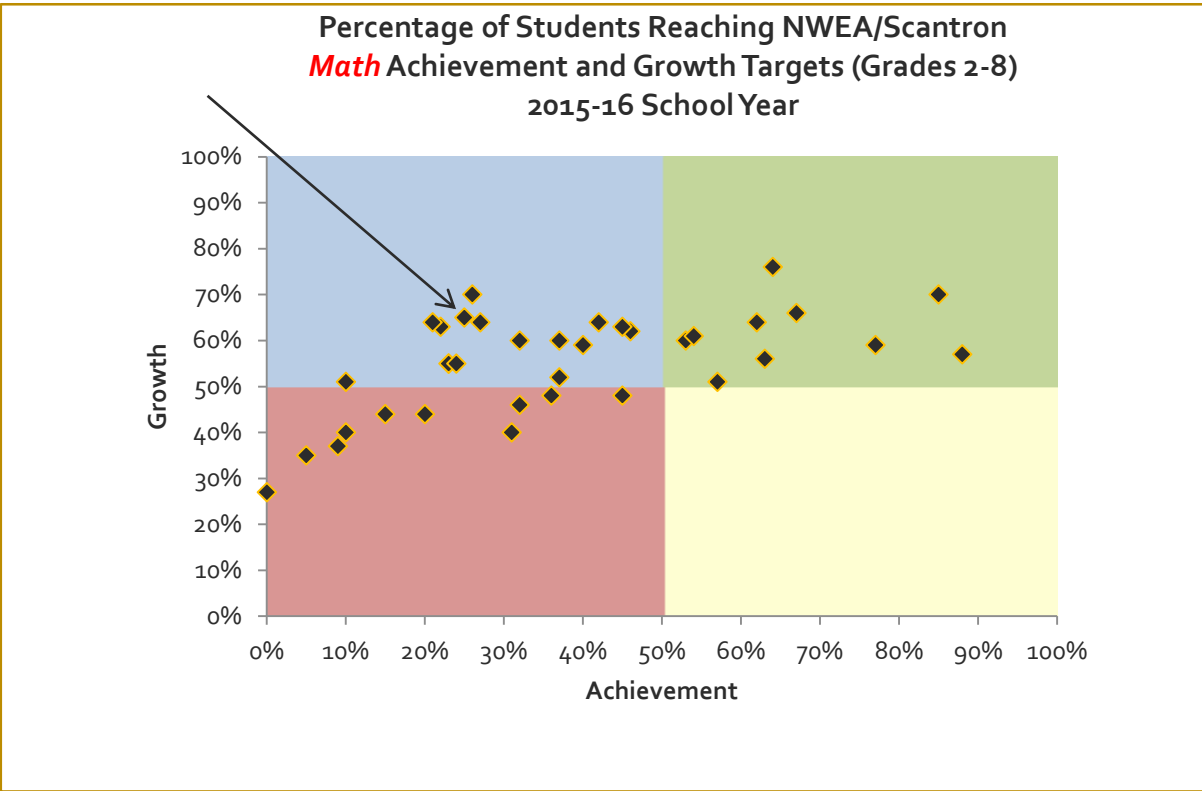
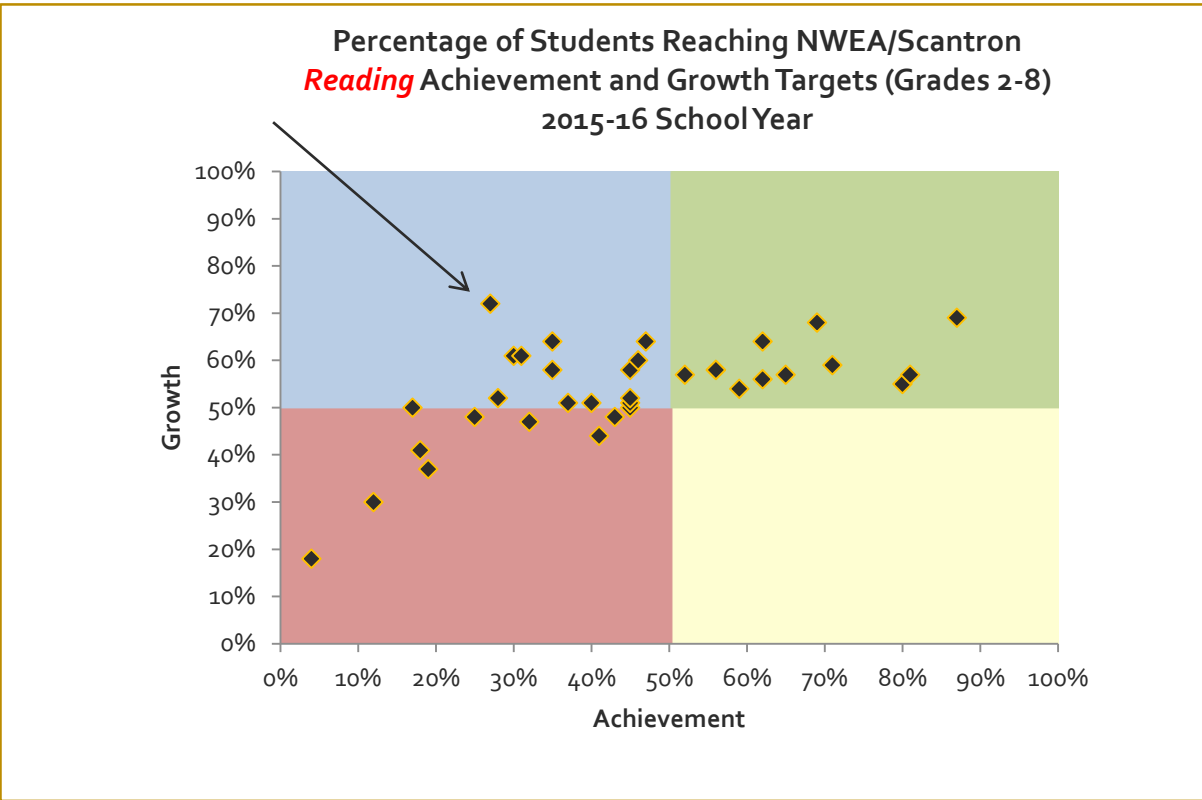
Comments: The data above illustrates Frontier International Academy’s performance on the Reading and Writing and Math portions of the 2015-16 SAT test. The results are displayed in both table and chart form and provide Frontier International Academy 2015-16 data compared to the 2015-16 Wayne RESA’s and the 2015-16 State’s. The percent of students proficient as well as the MEAN test scores reveal that Frontier International Academy students are below the State and ISD averages and below the College Readiness Benchmarks. Data highlighted in red indicates below benchmark scores.

Frontier International Academy was ranked in the 56th Percentile for the 2014-15 school year and was released from the State’s Priority School List on September 1, 2016. Sometime later this fall the State will release the rankings based on the above 2015-16 testing data.



Comments: The data above illustrates Frontier International Academy’s 2015-16 performance on the Reading and Math Northwest Evaluation Association’s Measure of Adequate Progress (NWEA/MAP). The charter contract measures school growth using this assessment, setting the goal of at least 50% of students reaching their growth targets. The graphs above show that students at Frontier International Academy are, on average (“School Average”), meeting their reading and math growth targets. The students at Frontier International Academy are, on average, not meeting their math and reading grade-level achievement targets using this assessment.

Quadrant charts on the next page further illustrate the growth and achievement levels of the students at Frontier International Academy. The markers on the charts represent the other schools that Bay Mills Community College charters. The quadrant illustrations can be used to compare Frontier International Academy with other schools authorized by Bay Mills Community College.



Governance

Prepared by:

Nancy Berkompas

Governance Specialist

Academy	Address	EMO	Field Rep
Frontier International Academy	Detroit, MI	Global Education Excellence	Pat Victor

Board Members	Start of Term	Expiration of Term
Asm Rahman President	4/15/2005	6/30/2019
Syed Hoque Treasurer	9/28/2005	6/30/2018
Wasel Yunus Secretary	9/5/2006	6/30/2018
Fateh Obaid	9/16/2014	6/30/2017
Ibrahim Suliman VP	10/26/2007	6/30/2017

Category	Rank	Comments
Academics:		
Is the Board addressing academic performance?	1	

Finance:		
Is the Board addressing financial sustainability?	1	

Compliance:		
Is the Board in compliance with the charter and federal and state law?	1	

Board Behavior:		
Is the Board conducting itself in a business-like manner?	1	

Board Training:			
Was the Academy represented during the fiscal year 2015-2016?	Board members were able to attend the following listed Board trainings	11/9/2015	Y
		2/8/2016	Y
		5/19/2016	Y

Rubric Rankings:

1. The board is operating in a satisfactory manner in this area.
2. The board needs corrective action in this area.
3. The board is developing problematic behavior in this area.
4. The board actions need a complete review by BMCC.

Thank you for serving the Children of Michigan.

We cannot always build the future for our youth, but we can build our youth for the future. ~Franklin Delano Roosevelt

Compliance

Prepared by:

Erin Forrester

Compliance Coordinator

Frontier International Academy

July 1, 2015 – June 30, 2016

Contract Term

July 1, 2013 – June 30, 2017

Academy Board of Directors

Term Expiration	Board Member	Seat	Educator/Parent	Notes
6/30/2016	Asm Rahman	1		The Board needs an educator
6/30/2017	Fateh M. Obaid	4		
6/30/2017	Mr. Ibrahim Suliman	5	Parent	
6/30/2018	Syed S. Hoque	2		
6/30/2018	Yunus Wasel	3		

Epicenter Compliance Statistics July 1, 2014 – June 30, 2015

Rating	Entity	Entity Type	Past Due	% On Time	% Accuracy	Past Due Total
★★★	Frontier International Academy	Board		100% (35 of 35)	100% (35 of 35)	
★★★	Frontier International Academy	School		100% (55 of 55)	96% (55 of 57)	

Epicenter Compliance Statistics July 1, 2015 – June 30, 2016

Rating	Entity	Entity Type	Past Due	% On Time	% Accuracy	Past Due Total
★★★	Frontier International Academy	Board		100% (42 of 42)	95% (42 of 44)	
★★★	Frontier International Academy	School		100% (52 of 52)	93% (52 of 56)	