

# INTERNATIONAL ACADEMY OF SAGINAW

Annual Report 2015-2016



**BAY MILLS**  
COMMUNITY COLLEGE  
CHARTER SCHOOLS OFFICE

## **NOTICE:**

The information in this report separately and collectively is a basis for the performance review of public charter schools authorized by Bay Mills Community College Authorizing Body. The Bay Mills Community College Charter School Office reserves the sole authority to interpret the information in this report and elsewhere in its oversight of public charter schools authorized by Bay Mills Community College Authorizing Body.

# TABLE OF CONTENTS

**Academics**.....3

    BMCC Charter Schools Office Academy Board Academics Report 2015-2016.....4

**Governance**.....7

    BMCC Charter Schools Office Academy Board Governance Report 2015-2016.....8

**Compliance**.....9

    BMCC Charter Schools Office Academy Board Compliance Report 2015-2016.....10

# Academics

Prepared by:

Katherine Tassier

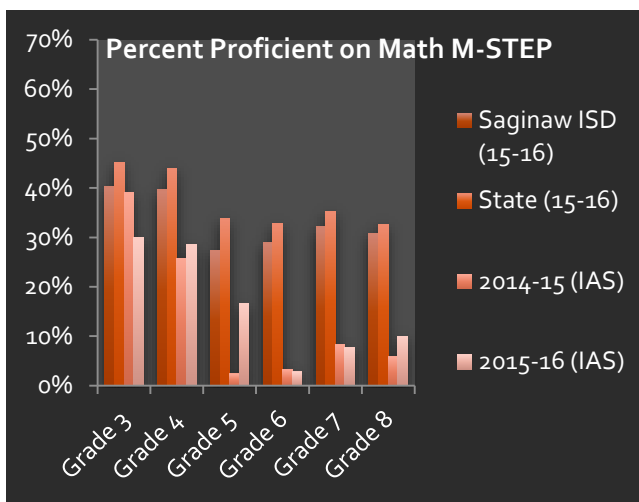
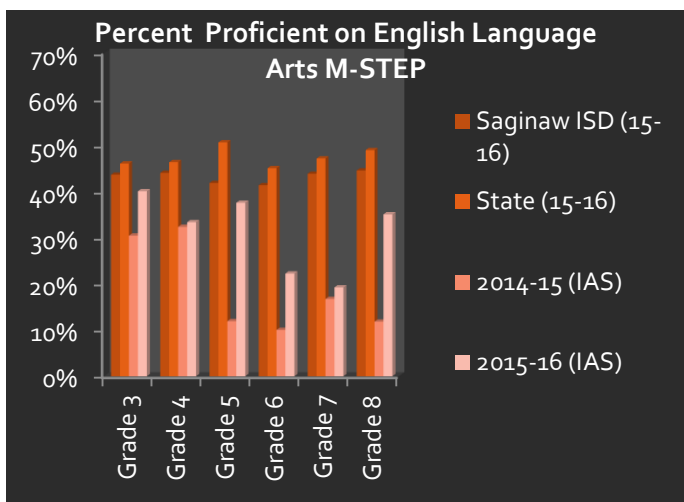
Curriculum Specialist

**Percent of Students Proficient on English Language Arts M-STEP**

Saginaw ISD (15-16)	State (15-16)	2014-15 (IAS)	2015-16 (IAS)
43.60%	46.00%	30.40%	40.00%
44.00%	46.30%	32.30%	33.30%
41.80%	50.60%	11.90%	37.50%
41.30%	45.00%	10.00%	22.20%
43.80%	47.10%	16.70%	19.20%
44.50%	48.90%	11.80%	35.00%

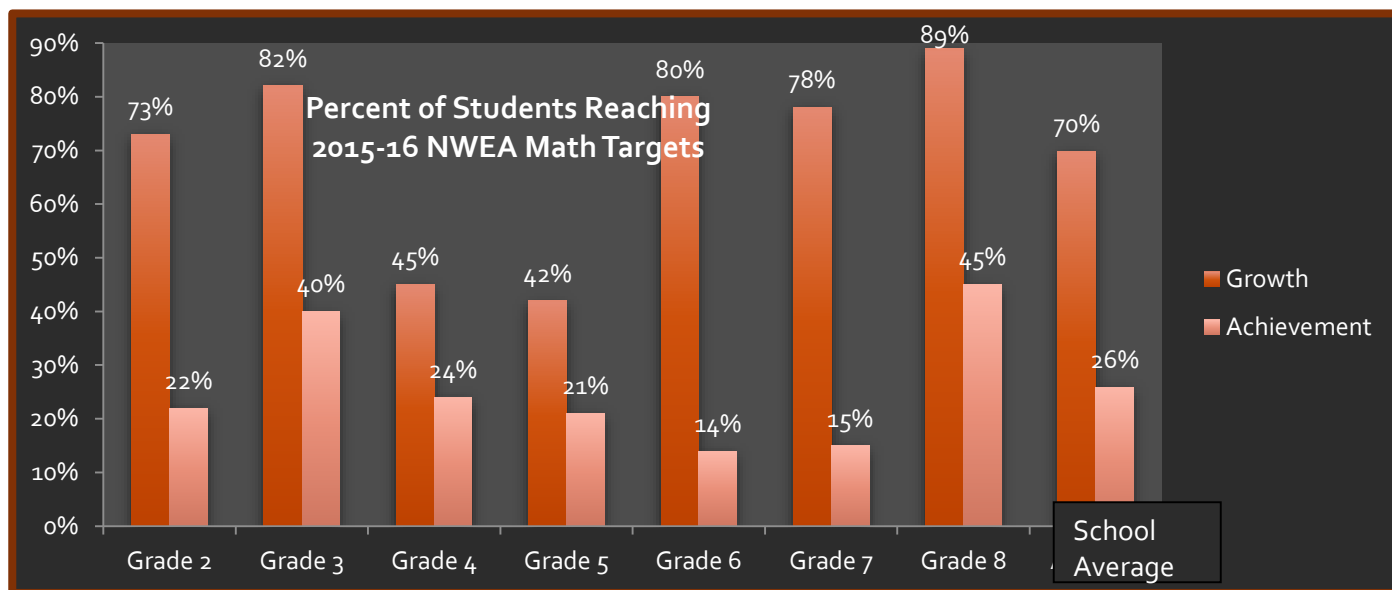
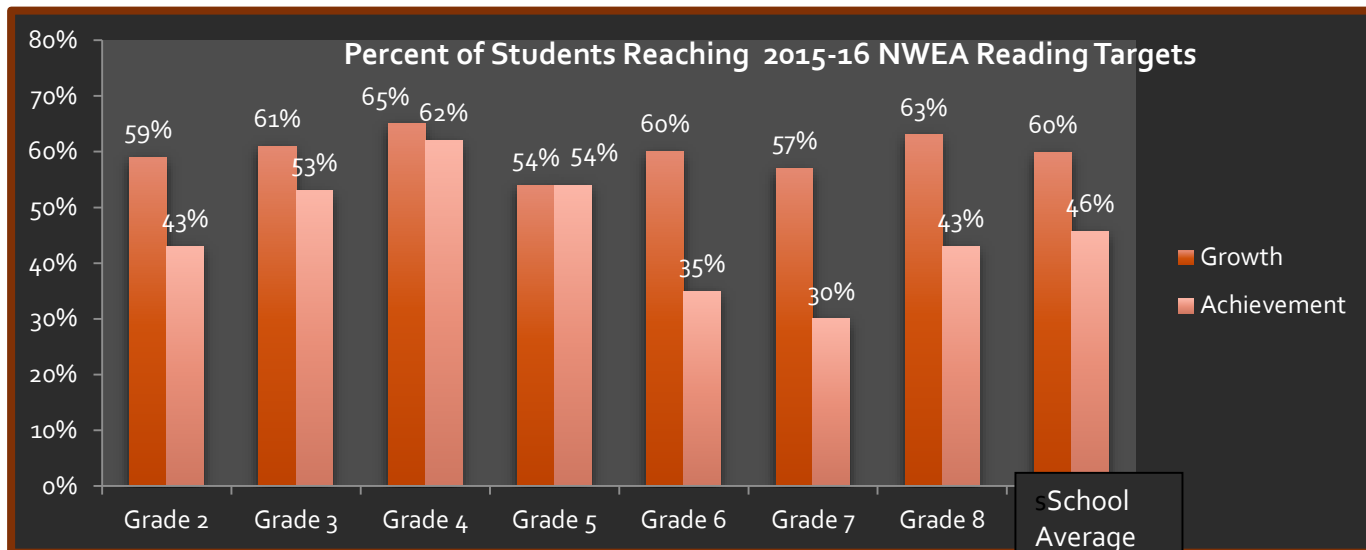
**Percent of Students Proficient on Math M-STEP**

Saginaw ISD (15-16)	State (15-16)	2014-15 (IAS)	2015-16 (IAS)
40.30%	45.20%	39.10%	30.00%
39.60%	44.00%	25.80%	28.60%
27.40%	33.80%	2.40%	16.70%
28.90%	32.80%	3.30%	2.80%
32.20%	35.30%	8.30%	7.70%
30.80%	32.70%	5.90%	10.00%



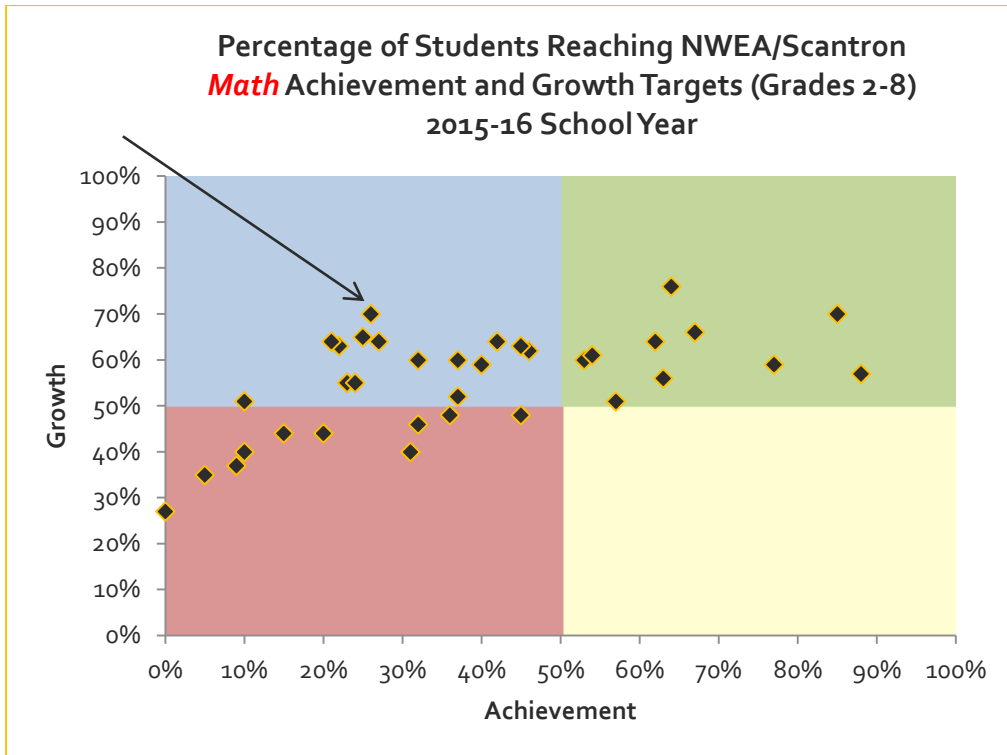
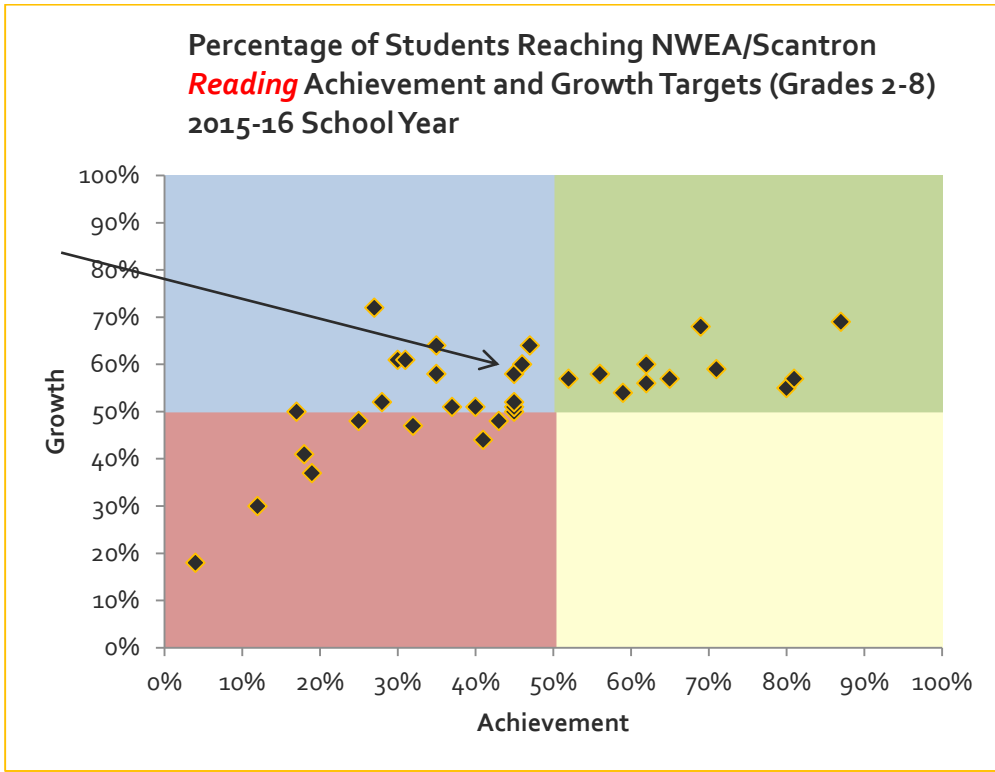
Comments: The data above illustrates the International Academy of Saginaw’s performance on the English Language Arts and Math portions of the 2015-16 Michigan Student Test of Educational Progress (M-STEP). The results are displayed in both table and chart form and provide the International Academy of Saginaw 2015-16 data compared to the 2015-16 Saginaw ISD’s, the 2015-16 State’s, and the academy’s 2014-15 results. Data highlighted in green on the above tables indicate an increase in proficiency from one year to the next, while data highlighted in red indicate decreases.

The International Academy of Saginaw was not ranked in the last published Top to Bottom List (for the 2013-14 school year). The academy was not on the recently released bottom 5<sup>th</sup> percentile group for 2014-15. Sometime later this fall the State will release the rankings based on the above 2015-16 testing data.



Comments: The data above illustrates the International Academy of Saginaw’s 2015-16 performance on the Reading and Math Northwest Evaluation Association’s Measure of Adequate Progress (NWEA/MAP). The charter contract measures school growth using this assessment, setting the goal of at least 50% of students reaching their growth targets. The graphs above show that students at the International Academy of Saginaw are, on average (“School Average”), meeting their math and reading growth targets using this assessment. The academy is approaching (46%) the grade-level achievement target for reading, but below (26%) the grade-level achievement target for math.

The next page quadrant charts further illustrate the growth and achievement levels of the students at the International Academy of Saginaw. The markers on the charts represent the other schools that Bay Mills Community College charters. The quadrant illustrations can be used to compare the International Academy of Saginaw with other schools authorized by Bay Mills Community College.



# Governance

Prepared by:

Nancy Berkompas

Governance Specialist



Academy	Address	EMO	Field Rep
International Academy Of Saginaw	Saginaw, MI	SABIS	Jose Valderas

Board Members	Start of Term	Expiration of Term
Minerva Rosales VP	8/6/2013	6/30/2017
Daniel Castaneda Treasurer	2/4/2015	6/30/2017
John Turner	7/1/2016	6/30/2019
Vanessa Lewis President	1/15/2013	6/30/1818

Category	Rank	Comments
<b>Academics:</b>		
Is the Board addressing academic performance?	1	

<b>Finance:</b>		
Is the Board addressing financial sustainability?	1	

<b>Compliance:</b>		
Is the Board in compliance with the charter and federal and state law?	1	

<b>Board Behavior:</b>		
Is the Board conducting itself in a business-like manner?	1	

<b>Board Training:</b>			
Was the Academy represented during the fiscal year 2015-2016?	Unfortunately, Board members were unable to attend some of the listed Board trainings	11/9/2015	Y
		2/8/2016	N
		5/19/2016	N

**Rubric Rankings:**

1. The board is operating in a satisfactory manner in this area.
2. The board needs corrective action in this area.
3. The board is developing problematic behavior in this area.
4. The board actions need a complete review by BMCC.

Thank you for serving the Children of Michigan.

**We cannot always build the future for our youth, but we can build our youth for the future. ~Franklin Delano Roosevelt**

# Compliance

Prepared by:

Erin Forrester

Compliance Coordinator

# International Academy of Saginaw

July 1, 2015 – June 30, 2016

## Contract Term

July 1, 2015 – June 30, 2019

## Academy Board of Directors

Term Expiration	Board Member	Seat	Educator/Parent	Notes
6/30/2018	(vacant)	2		The Board needs an educator
6/30/2016	(vacant)	4		
6/30/2017	Minerva Rosales	1		
6/30/2017	Daniel Castaneda	3	Parent	
6/30/2018	Vanessa Lewis	5	Parent	

## Epicenter Compliance Statistics July 1, 2014 – June 30, 2015

Rating	Entity	Entity Type	Past Due	% On Time	% Accuracy	Past Due Total
★ ★ ★	International Academy of Saginaw	Board		87% (28 of 32)	100% (32 of 32)	
★ ★ ★	International Academy of Saginaw	School		82% (43 of 52)	96% (52 of 54)	

## Epicenter Compliance Statistics July 1, 2015 – June 30, 2016

Rating	Entity	Entity Type	Past Due	% On Time	% Accuracy	Past Due Total
★ ★ ★	International Academy of Saginaw	Board		92% (34 of 37)	92% (37 of 40)	
★ ★ ★	International Academy of Saginaw	School		100% (50 of 50)	98% (50 of 51)	