

LANSING CHARTER ACADEMY

Annual Report 2015-2016



BAY MILLS
COMMUNITY COLLEGE
CHARTER SCHOOLS OFFICE

NOTICE:

The information in this report separately and collectively is a basis for the performance review of public charter schools authorized by Bay Mills Community College Authorizing Body. The Bay Mills Community College Charter School Office reserves the sole authority to interpret the information in this report and elsewhere in its oversight of public charter schools authorized by Bay Mills Community College Authorizing Body.

TABLE OF CONTENTS

Academics.....3

 BMCC Charter Schools Office Academy Board Academics Report 2015-2016.....4

Governance.....7

 BMCC Charter Schools Office Academy Board Governance Report 2015-2016.....8

Compliance.....9

 BMCC Charter Schools Office Academy Board Compliance Report 2015-2016.....10

Academics

Prepared by:

Katherine Tassier

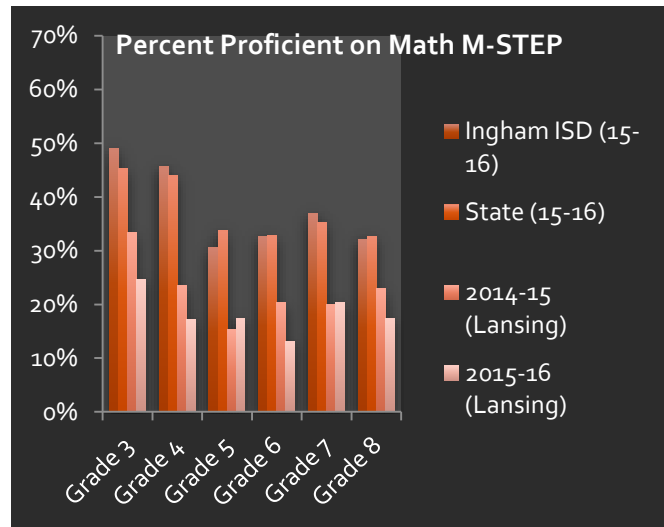
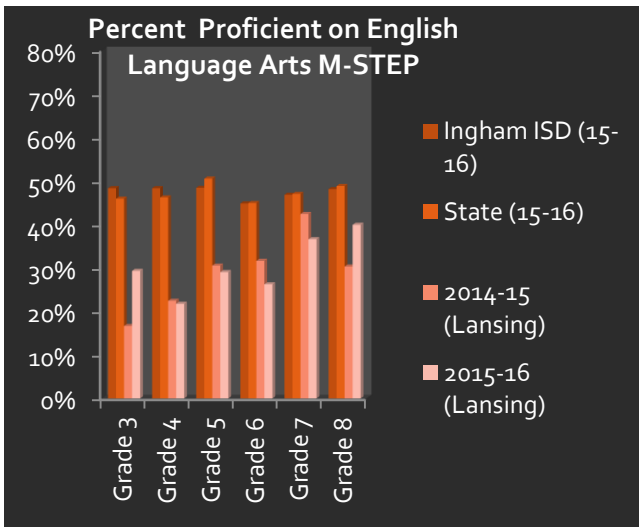
Curriculum Specialist

Percent of Students Proficient on English Language Arts M-STEP

	Ingham ISD (15-16)	State (15-16)	2014-15 (Lansing)	2015-16 (Lansing)
Grade 3	48.40%	46.00%	16.70%	29.40%
Grade 4	48.40%	46.30%	22.50%	21.80%
Grade 5	48.50%	50.60%	30.60%	29.10%
Grade 6	44.90%	45.00%	31.70%	26.30%
Grade 7	46.90%	47.10%	42.50%	36.70%
Grade 8	48.20%	48.90%	30.40%	40.00%

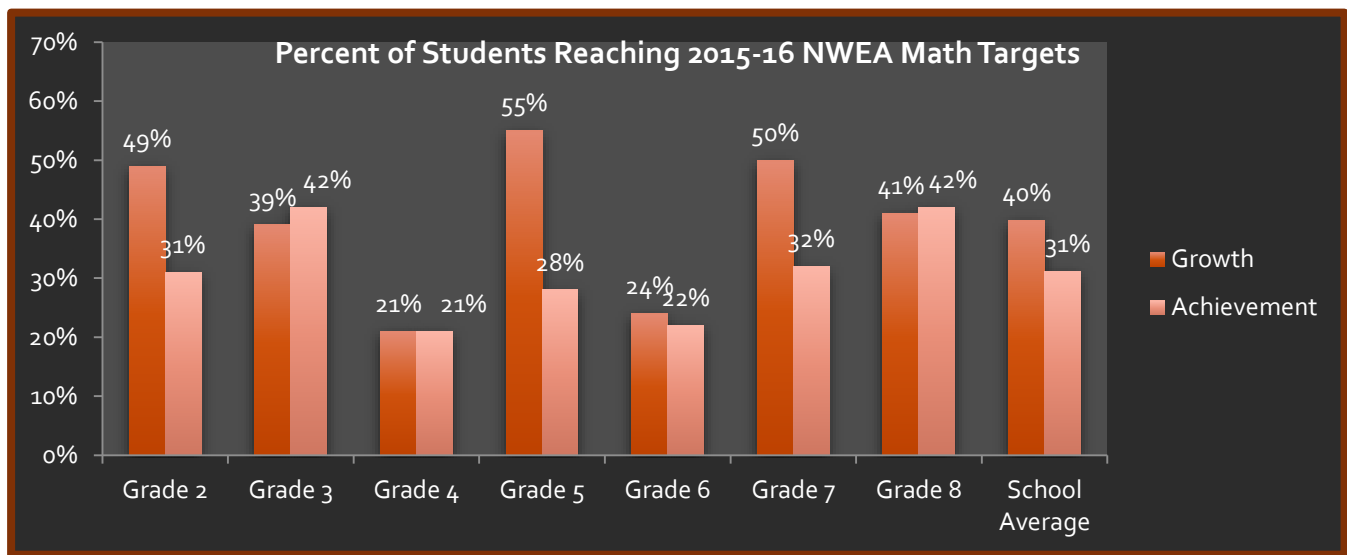
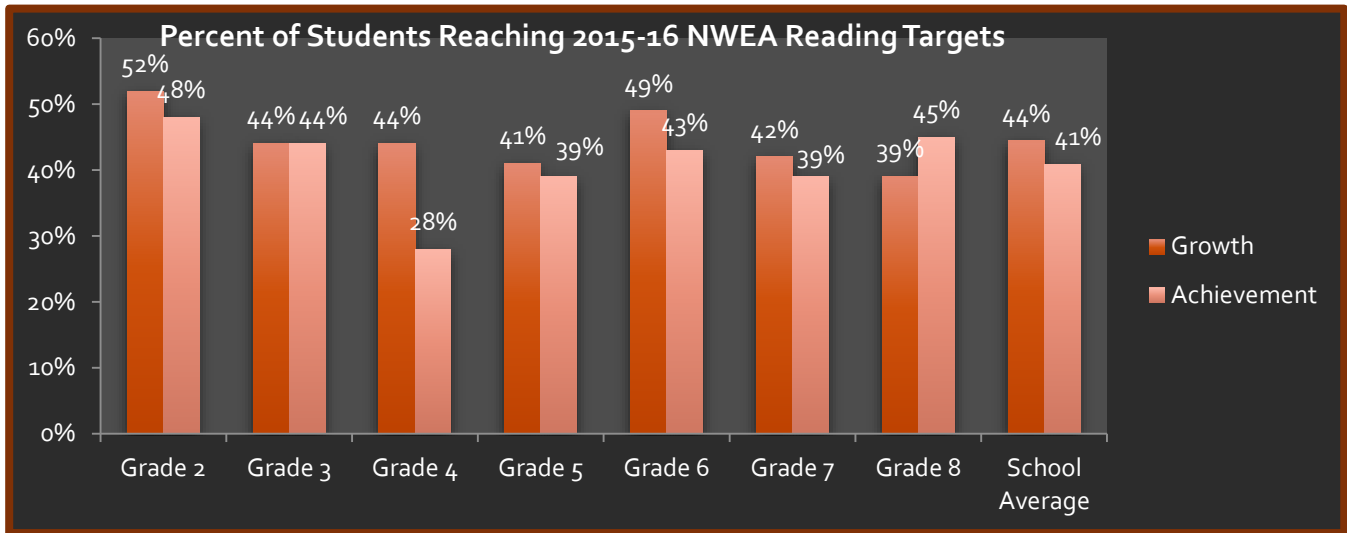
Percent of Students Proficient on Math M-STEP

	Ingham ISD (15-16)	State (15-16)	2014-15 (Lansing)	2015-16 (Lansing)
Grade 3	49.10%	45.20%	33.30%	24.70%
Grade 4	45.70%	44.00%	23.60%	17.20%
Grade 5	30.60%	33.80%	15.30%	17.40%
Grade 6	32.70%	32.80%	20.30%	13.20%
Grade 7	37.00%	35.30%	20.00%	20.30%
Grade 8	32.10%	32.70%	22.90%	17.50%



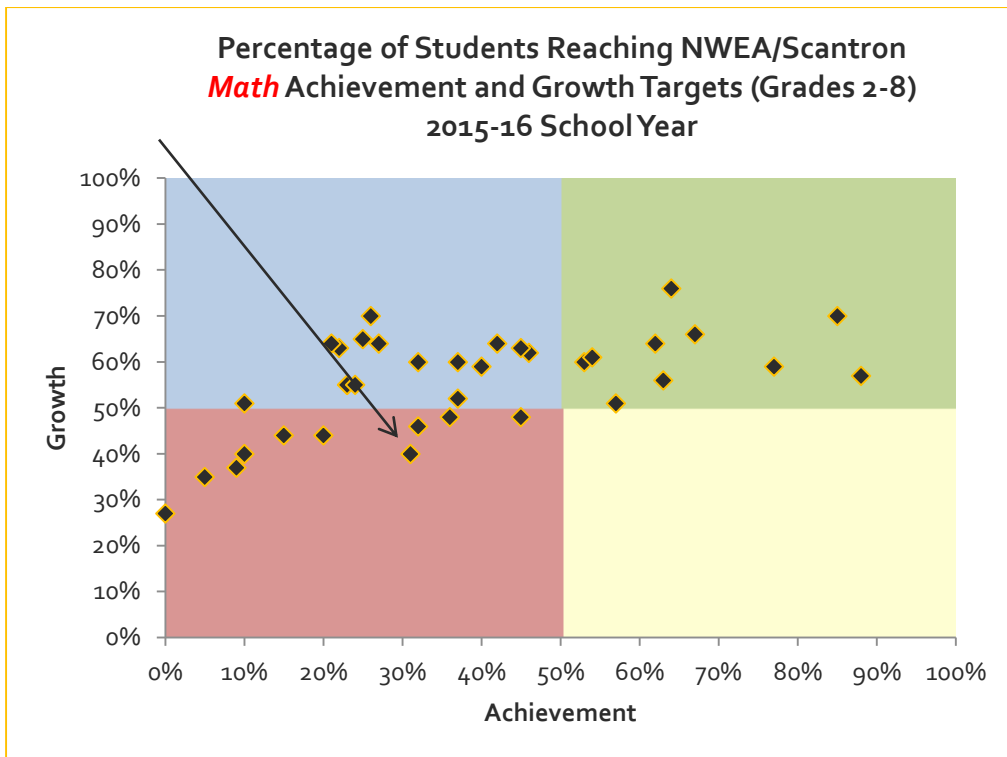
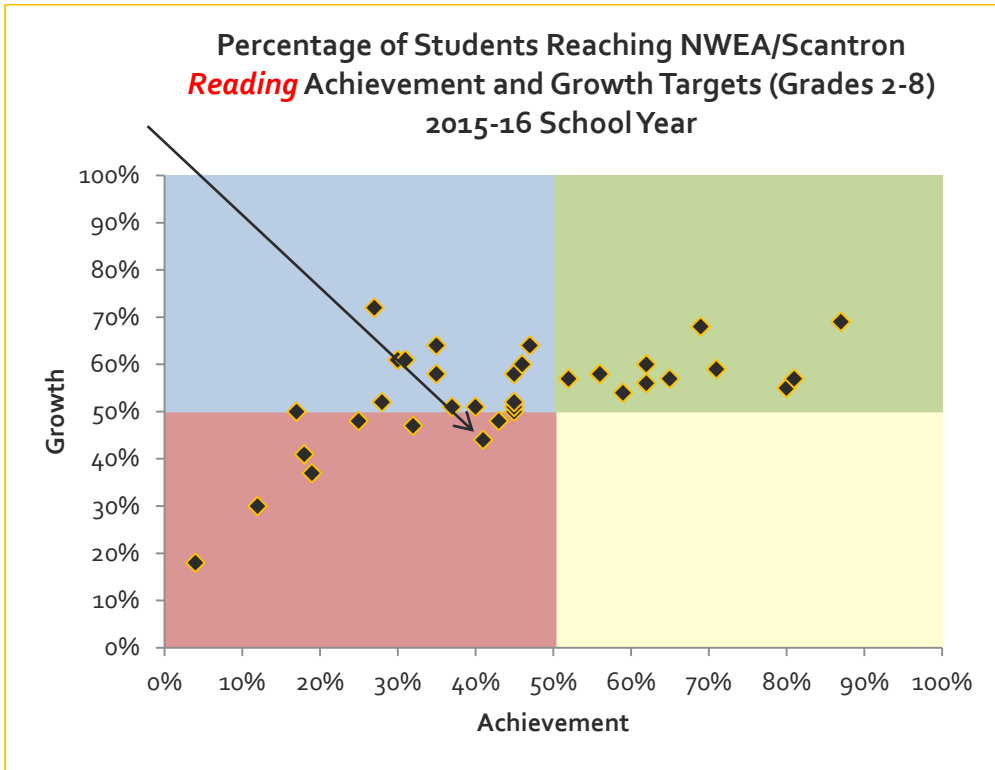
Comments: The data above illustrate Lansing Charter Academy’s performance on the English Language Arts and Math portions of the 2015-16 Michigan Student Test of Educational Progress (M-STEP). The results are displayed in both table and chart form and provide Lansing Charter Academy 2015-16 data compared to the 2015-16 Ingham ISD’s, the 2015-16 State’s, and the academy’s 2014-15 results. The data highlighted in green on the above tables indicate an increase in proficiency rates in 2015-16, while the data highlighted in red indicate a decrease.

Lansing Charter Academy ranked in 13th percentile group in the last published Top to Bottom List (for the 2013-14 school year). The academy was not on the recently released bottom 5th percentile group for 2014-15. Sometime later this fall the State will release the rankings based on the above 2015-16 testing data.



Comments: The data above illustrates Lansing Charter Academy’s 2015-16 performance on the Reading and Math Northwest Evaluation Association’s Measure of Adequate Progress (NWEA/MAP). The charter contract measures school growth using this assessment, setting the goal of at least 50% of students reaching their growth targets. The graphs above show that students at Lansing Charter Academy are, on average (“School Average”), not meeting their math and reading growth targets. They are also not meeting the grade-level achievement targets using this assessment.

Quadrant charts on the next page further illustrate the growth and achievement levels of the students at the Lansing Charter Academy. The markers on the charts represent the other schools that Bay Mills Community College charters. The quadrant illustrations can be used to compare the Lansing Charter Academy with other schools authorized by Bay Mills Community College.



Governance

Prepared by:

Nancy Berkompas

Governance Specialist

Academy	Address	EMO	Field Rep
Lansing Charter Academy	Lansing, MI	NHA	Tim Morris Les Albert

Board Members	Start of Term	Expiration of Term
Anita Demps Treasurer	10/17/2014	6/30/2017
Amanda Nayback Secretary	7/1/2013	6/30/2018
Jason Puscas President	4/20/2012	6/30/2019
Justin Plough VP	10/23/2013	6/30/2017
Dwayne Gill	7/1/2015	6/30/2018

Category	Rank	Comments
Academics:		
Is the Board addressing academic performance?	1	

Finance:		
Is the Board addressing financial sustainability?	1	

Compliance:		
Is the Board in compliance with the charter and federal and state law?	1	

Board Behavior:		
Is the Board conducting itself in a business-like manner?	1	

Board Training:			
Was the Academy represented during the fiscal year 2015-2016?	Unfortunately, Board members were unable to attend some of the listed Board trainings	11/9/2015	Y
		2/8/2016	N
		5/19/2016	N

Rubric Rankings:

1. The board is operating in a satisfactory manner in this area.
2. The board needs corrective action in this area.
3. The board is developing problematic behavior in this area.
4. The board actions need a complete review by BMCC.

Thank you for serving the Children of Michigan.

We cannot always build the future for our youth, but we can build our youth for the future. ~Franklin Delano Roosevelt

Compliance

Prepared by:

Erin Forrester

Compliance Coordinator

Lansing Charter Academy

July 1, 2015 – June 30, 2016

Contract Term

May 26, 2009 – June 30, 2017

Academy Board of Directors

Term Expiration	Board Member	Seat	Educator/Parent	Notes
6/30/2016	Jason Puscas	3		The Board needs an educator
6/30/2017	Anita A. Demps	1		
6/30/2017	Justin L. Plough	4		
6/30/2018	Amanda J. Nayback	2	Parent	
6/30/2018	Dwayne L. Gill	5		

Epicenter Compliance Statistics July 1, 2014 – June 30, 2015

Rating	Entity	Entity Type	Past Due	% On Time	% Accuracy	Past Due Total
★★★★	Lansing Charter Academy	Board		100% (37 of 37)	100% (37 of 37)	
★★★★	Lansing Charter Academy	School		100% (54 of 54)	98% (54 of 55)	

Epicenter Compliance Statistics July 1, 2015 – June 30, 2016

Rating	Entity	Entity Type	Past Due	% On Time	% Accuracy	Past Due Total
★★★	Lansing Charter Academy	Board		95% (39 of 40)	93% (41 of 44)	
★★★★	Lansing Charter Academy	School		96% (47 of 49)	98% (49 of 50)	