

# LIFE SKILLS CENTER OF PONTIAC

Annual Report 2015-2016



**BAY MILLS**  
COMMUNITY COLLEGE  
CHARTER SCHOOLS OFFICE

## **NOTICE:**

The information in this report separately and collectively is a basis for the performance review of public charter schools authorized by Bay Mills Community College Authorizing Body. The Bay Mills Community College Charter School Office reserves the sole authority to interpret the information in this report and elsewhere in its oversight of public charter schools authorized by Bay Mills Community College Authorizing Body.

# TABLE OF CONTENTS

**Academics**.....3

    BMCC Charter Schools Office Academy Board Academics Report 2015-2016.....4

**Governance**.....6

    BMCC Charter Schools Office Academy Board Governance Report 2015-2016.....7

**Compliance**.....8

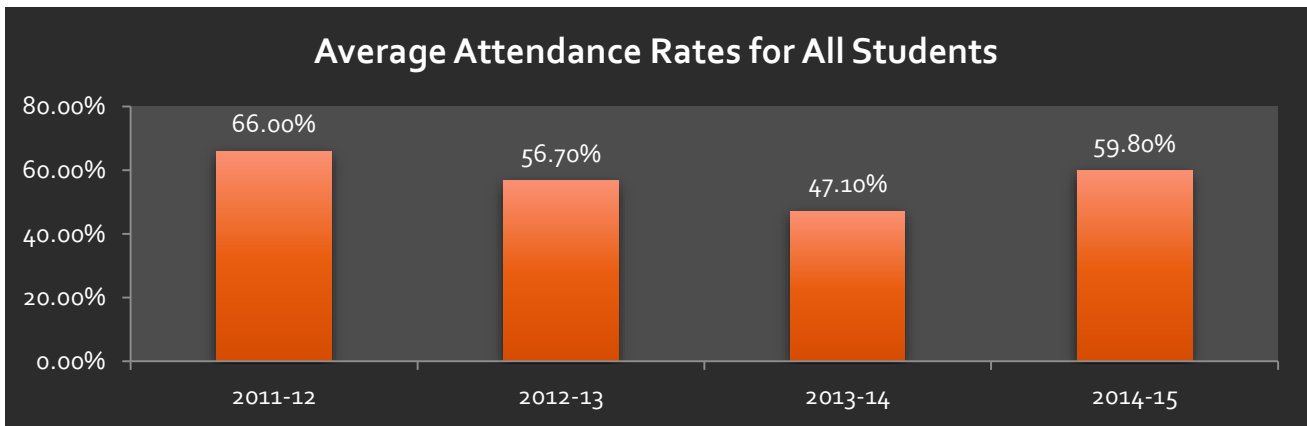
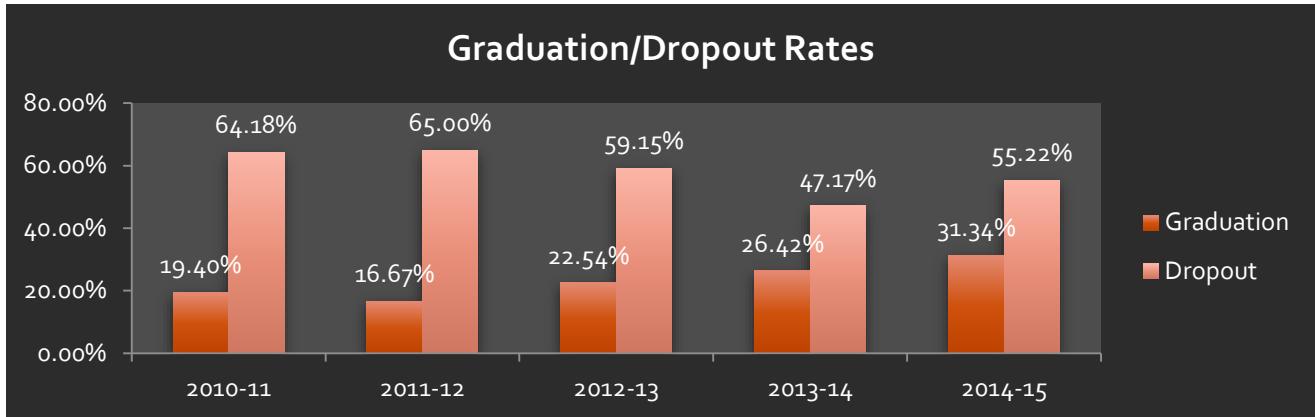
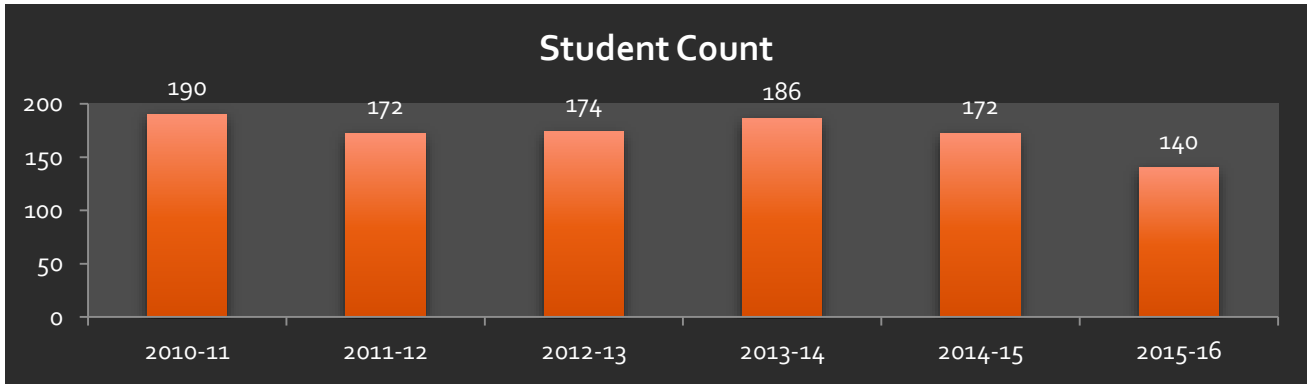
    BMCC Charter Schools Office Academy Board Compliance Report 2015-2016.....9

# Academics

Prepared by:

Katherine Tassier

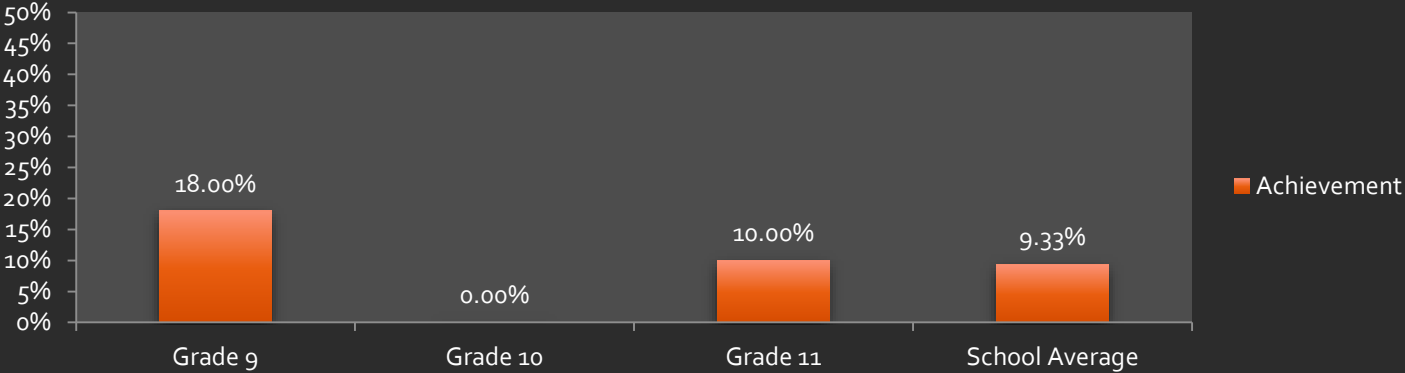
Curriculum Specialist



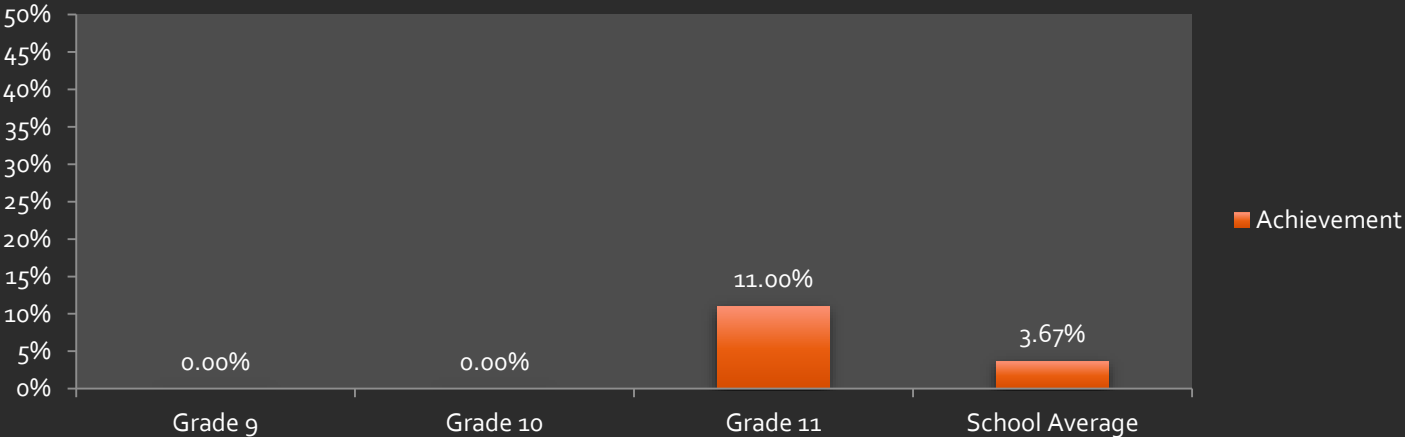
Comments: The above charts show a decline in enrollment in 2015-16, but an increase in graduation rates. Dropout rates have remained near 50% down from a high of 64% in 2010-11. The average attendance rate has fluctuated from a high of 66% in 2011-12 to a low of 47.10% in 2013-14.

Proficiency Scores on standardized tests are not made public due to the small class sizes. Life Skills Center of Pontiac is an alternative school and therefore was not ranked on the State's last public Top to Bottom list.

### Percent of Students Reaching 2015-16 NWEA Reading Grade-Level Achievement Target



### Percent of Students Reaching 2015-16 NWEA Math Grade-Level Achievement Target



Comments: The data above illustrates Life Skills Center of Pontiac’s 2015-16 performance on the Reading and Math Northwest Evaluation Association’s Measure of Adequate Progress (NWEA/MAP). The graphs above show that students at Life Skills Center of Pontiac students are, on average (50%+) (“School Average”), not meeting their math and reading grade-level achievement targets using this assessment. Proficiency rates are slightly higher for students in reading than in math.

# Governance

Prepared by:

Nancy Berkompas

Governance Specialist

Academy	Address	EMO	Field Rep
Life Skills Center Of Pontiac	Pontiac, MI	Edtec Central	Pat Victor

Board Members	Start of Term	Expiration of Term
Iron Johnson	1/14/2016	6/30/2018
Kevin Sheely VP	6/10/2014	6/30/2018
Crystal White President	7/16/2014	6/30/2017

Category	Rank	Comments
<b>Academics:</b> Is the Board addressing academic performance?	1	

<b>Finance:</b> Is the Board addressing financial sustainability?	1	
--	---	--

<b>Compliance:</b> Is the Board in compliance with the charter and federal and state law?	1	
--	---	--

<b>Board Behavior:</b> Is the Board conducting itself in a business-like manner?	1	
---	---	--

Board Training:			
Was the Academy represented during the fiscal year 2015-2016?	Unfortunately, Board members were unable to attend the following listed Board trainings	11/9/2015	N
		2/8/2016	N
		5/19/2016	N

**Rubric Rankings:**

1. The board is operating in a satisfactory manner in this area.
2. The board needs corrective action in this area.
3. The board is developing problematic behavior in this area.
4. The board actions need a complete review by BMCC.

Thank you for serving the Children of Michigan.

We cannot always build the future for our youth, but we can build our youth for the future. ~Franklin Delano Roosevelt



# Compliance

Prepared by:

Erin Forrester

Compliance Coordinator

# Life Skills Center of Pontiac

July 1, 2015 – June 30, 2016

## Contract Term

July 1, 2012 – June 30, 2016

## Academy Board of Directors

Term Expiration	Board Member	Seat	Educator/Parent	Notes
6/30/2016	(vacant)	2		The Board needs a parent representative
6/30/2016	Sharell G. Elam	1	Educator	
6/30/2018	Iron L. Johnson	5		
6/30/2017	Crystal White	4		
6/30/2018	Kevin T. Sheely	3		

## Epicenter Compliance Statistics July 1, 2014 – June 30, 2015

Rating	Entity	Entity Type	Past Due	% On Time	% Accuracy	Past Due Total
★★★	Life Skills Center of Pontiac	Board		92% (25 of 27)	100% (27 of 27)	
★★★	Life Skills Center of Pontiac	School		88% (46 of 52)	98% (52 of 53)	

## Epicenter Compliance Statistics July 1, 2015 – June 30, 2016

Rating	Entity	Entity Type	Past Due	% On Time	% Accuracy	Past Due Total
★★★	Life Skills Center of Pontiac	Board		82% (23 of 28)	93% (28 of 30)	
★★★	Life Skills Center of Pontiac	School		94% (45 of 48)	98% (48 of 49)	