

MADISON ACADEMY

Annual Report 2015-2016



BAY MILLS
COMMUNITY COLLEGE
CHARTER SCHOOLS OFFICE

NOTICE:

The information in this report separately and collectively is a basis for the performance review of public charter schools authorized by Bay Mills Community College Authorizing Body. The Bay Mills Community College Charter School Office reserves the sole authority to interpret the information in this report and elsewhere in its oversight of public charter schools authorized by Bay Mills Community College Authorizing Body.

TABLE OF CONTENTS

Academics.....3

 BMCC Charter Schools Office Academy Board Academics Report 2015-2016.....4

Governance.....8

 BMCC Charter Schools Office Academy Board Governance Report 2015-2016.....9

Compliance.....10

 BMCC Charter Schools Office Academy Board Compliance Report 2015-2016.....11

Academics

Prepared by:

Katherine Tassier

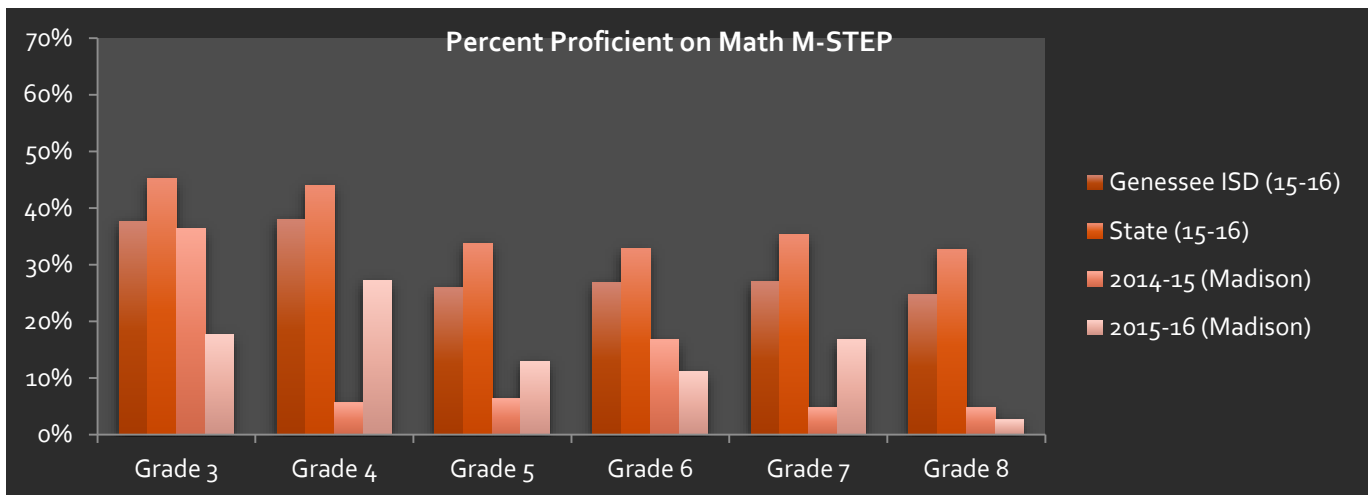
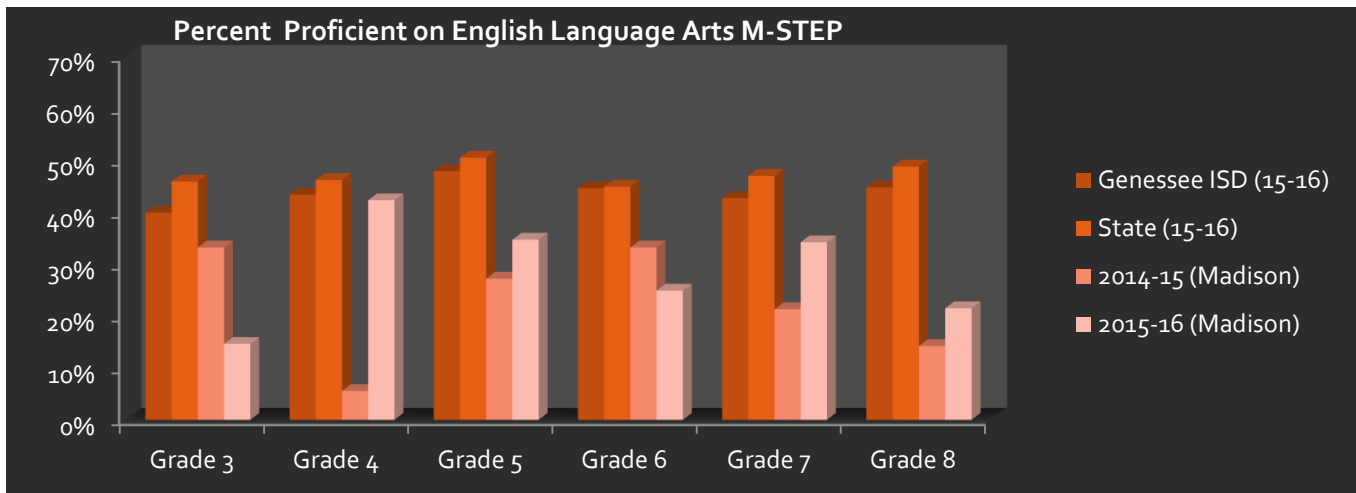
Curriculum Specialist

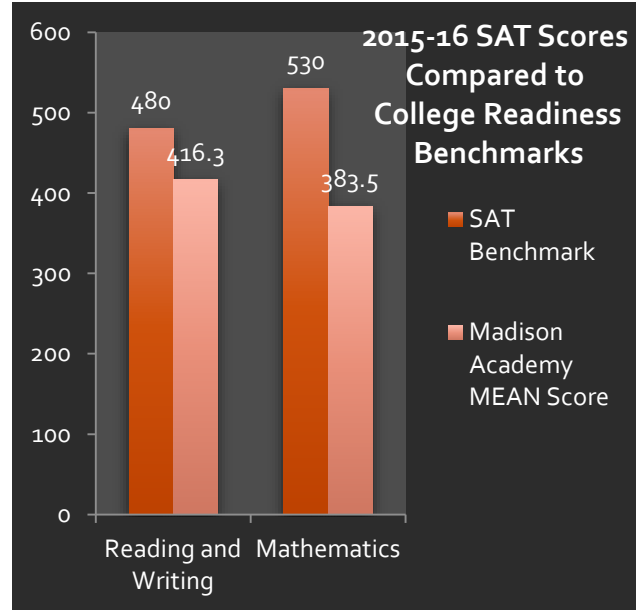
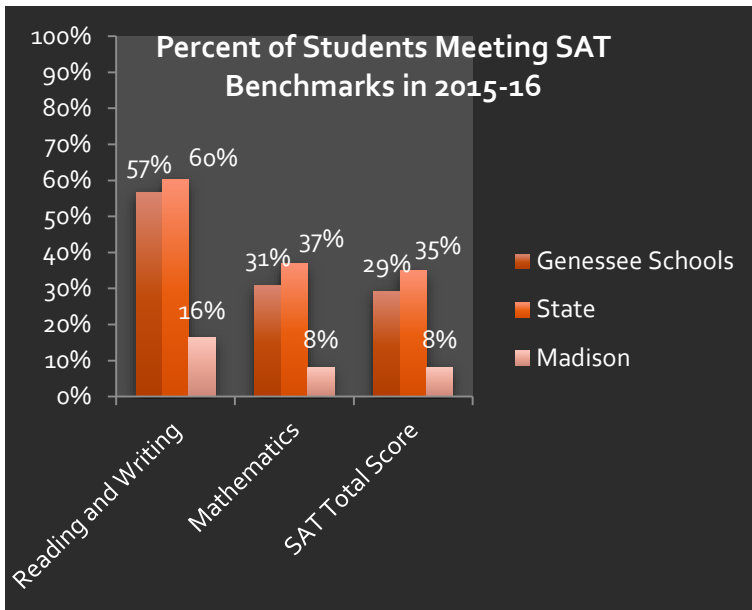
Percent of Students Proficient on English Language Arts M-STEP

	Genessee ISD (15-16)	State (15-16)	2014-15 (Madison)	2015-16 (Madison)
Grade 3	40.00%	46.00%	33.30%	14.70%
Grade 4	43.50%	46.30%	5.60%	42.40%
Grade 5	48.00%	50.60%	27.30%	34.80%
Grade 6	44.70%	45%	33.30%	25.00%
Grade 7	42.80%	47.10%	21.40%	34.30%
Grade 8	44.90%	48.90%	14.30%	21.60%

Percent of Students Proficient on Math M-STEP

	Genessee ISD (15-16)	State (15-16)	2014-15 (Madison)	2015-16 (Madison)
Grade 3	37.70%	45.20%	36.40%	17.60%
Grade 4	38.00%	44.00%	5.60%	27.30%
Grade 5	25.90%	33.80%	6.30%	13.00%
Grade 6	26.90%	32.80%	16.70%	11.10%
Grade 7	27.00%	35.30%	4.80%	16.70%
Grade 8	24.70%	32.70%	4.80%	2.60%



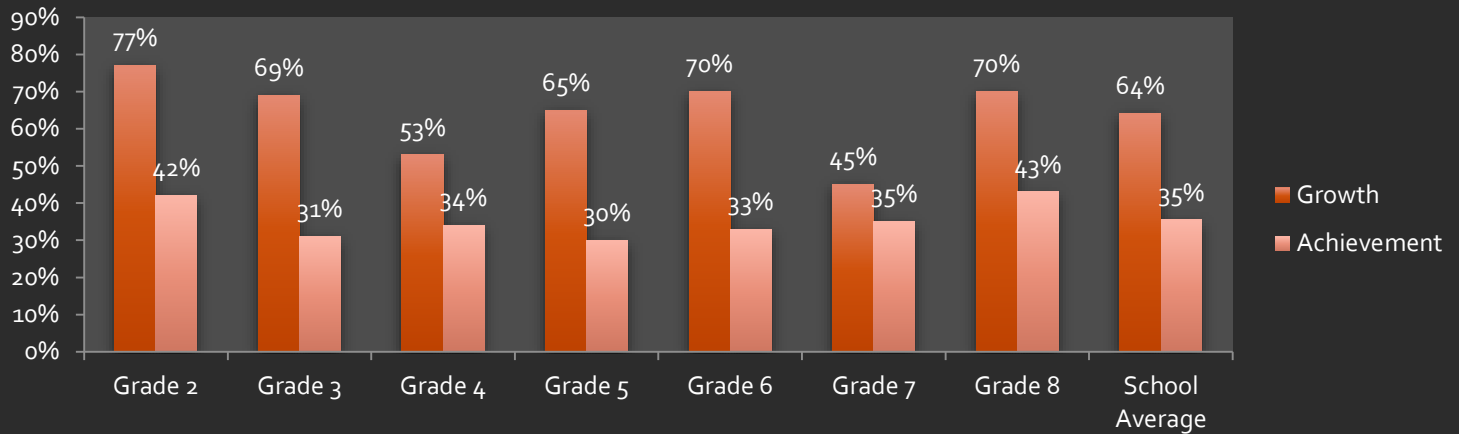


Comments: The data above illustrate Madison Academy’s performance on the English Language Arts (ELA) and Math portions of the 2015-16 Michigan Student Test of Educational Progress (M-STEP). The results are displayed in both table and chart form and provide Madison Academy 2015-16 data compared to the 2015-16 Genessee ISD’s, the 2015-16 State’s, and the academy’s 2014-15 results. Data highlighted in green in the above table indicate an increase in student proficiency from 2014-15 to 2015-16 while data highlighted in red indicate a decrease.

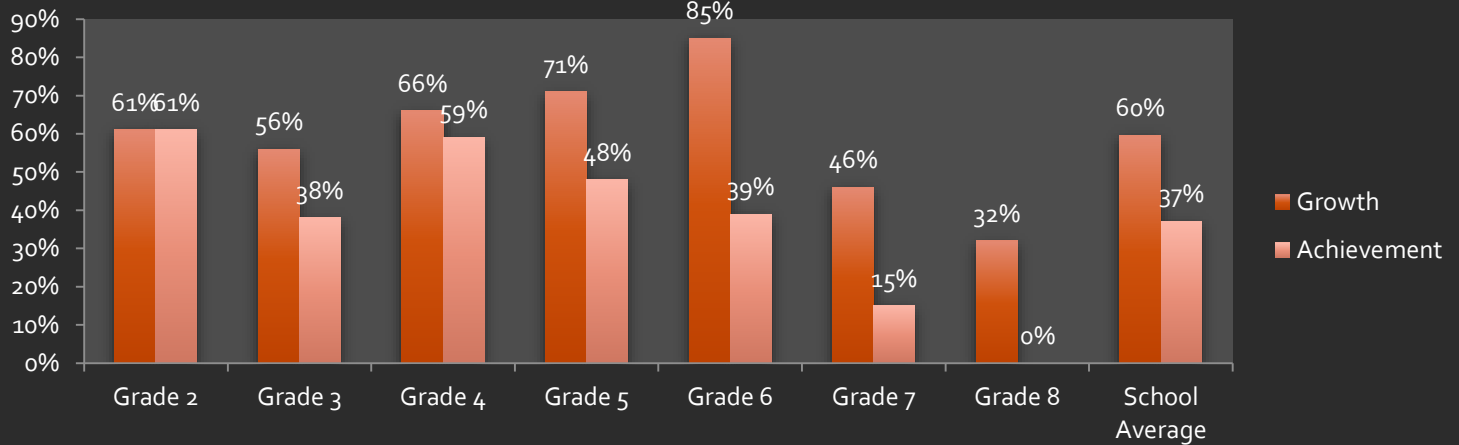
Also illustrated in the above charts are Madison Academy SAT results compared to the ISD and to the State, and in a separate chart the average (mean) academy score compared to the SAT College Readiness Benchmarks for Reading and Writing and Math. On average, Madison Academy students scored below the College Readiness Benchmarks and below the State and ISD averages.

Madison Academy was unranked on the last published Top to Bottom List (for the 2013-14 school year). The academy was not on the recently released bottom 5th percentile group for 2014-15. Sometime later this fall the State will release the rankings based on the above 2015-16 testing data.

Percent of Students Reaching 2015-16 Scantron Reading Targets

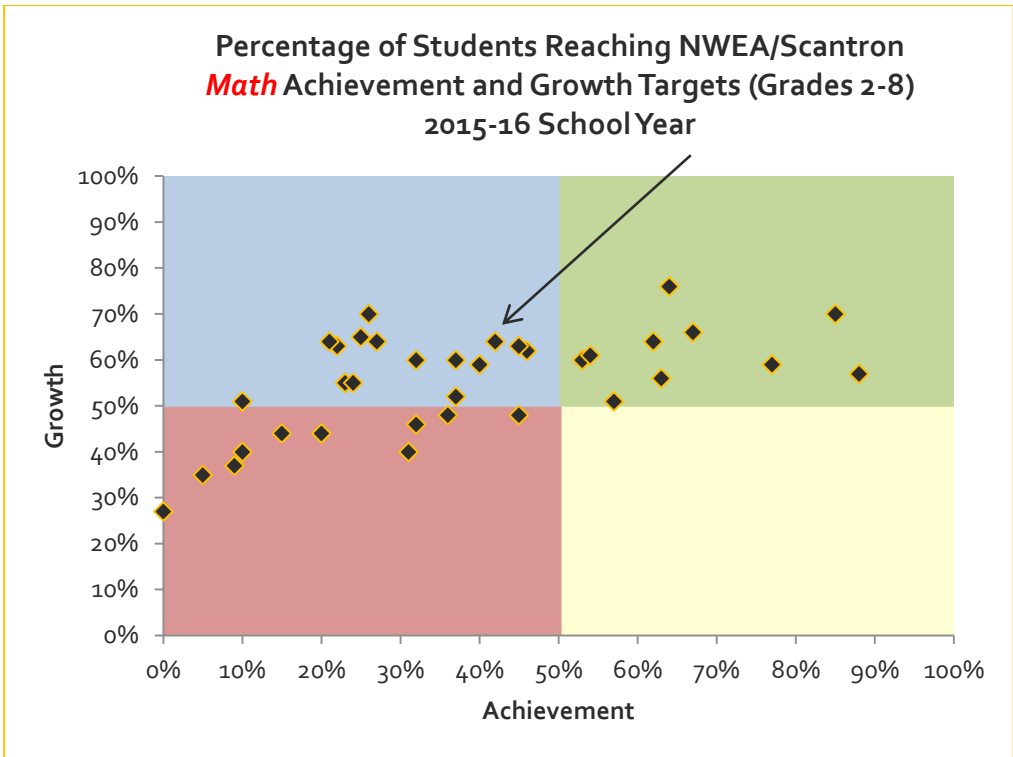
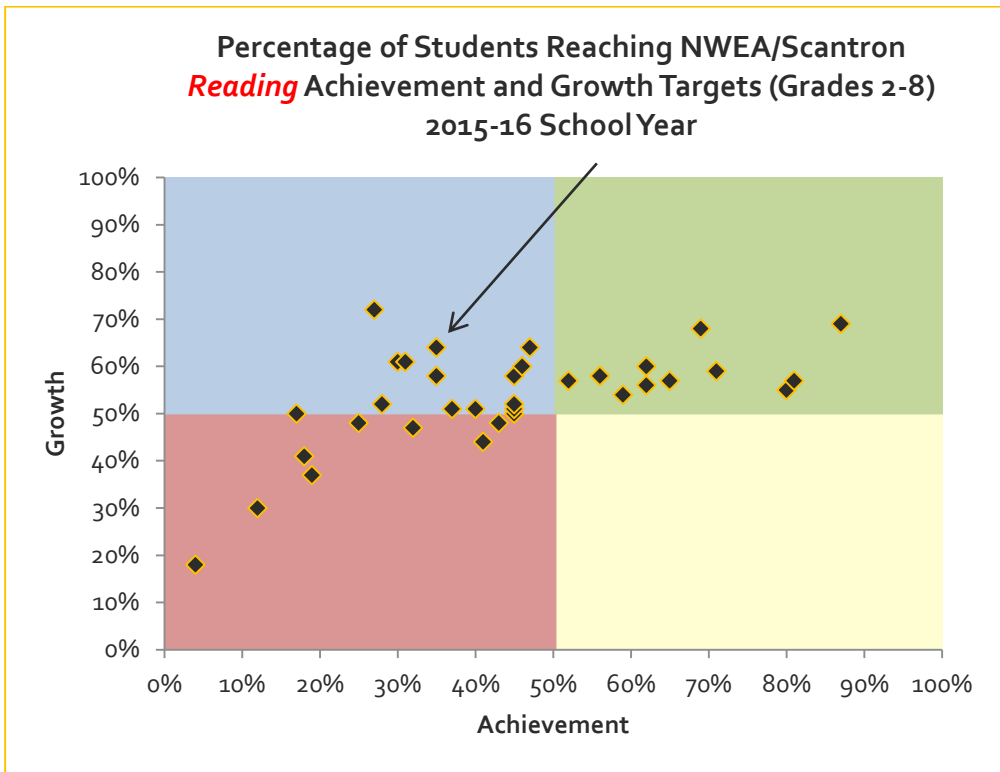


Percent of Students Reaching 2015-16 Scantron Math Targets



Comments: The data above illustrates Madison Academy’s 2015-16 performance on the Reading and Math EdPerformance Series (Scantron) Assessments. The charter contract measures school growth using this assessment, setting the goal of at least 50% of students reaching their growth targets. The graphs above show that students at Madison Academy are, on average (“School Average”), meeting their reading and math growth targets. The students at Madison Academy are, on average, not meeting their math and reading grade-level achievement targets using this assessment.

Quadrant charts on the next page further illustrate the growth and achievement levels of the students at Madison Academy. The markers on the charts represent the other schools that Bay Mills Community College charters. The quadrant illustrations can be used to compare Madison Academy with other schools authorized by Bay Mills Community College.



Governance

Prepared by:

Nancy Berkompas

Governance Specialist

Academy	Address	EMO	Field Rep
Madison Academy	Flint, MI	The Romine Group	Jose Valeras

Board Members	Start of Term	Expiration of Term
Michelle Berry Secretary	1/8/2016	6/30/2018
Robert Scherman Treasurer	9/16/2014	6/30/2017
Robert Malcomnson President	9/16/2014	6/30/2017
Lutullus Penton	7/1/2016	6/30/2019
Joe Ingison	7/28/2016	6/30/2019

Category	Rank	Comments
Academics:		
Is the Board addressing academic performance?	1	

Finance:		
Is the Board addressing financial sustainability?	1	

Compliance:		
Is the Board in compliance with the charter and federal and state law?	1	

Board Behavior:		
Is the Board conducting itself in a business-like manner?	1	

Board Training:			
Was the Academy represented during the fiscal year 2015-2016?	Board members were able to attend the following listed Board trainings	11/9/2015	Y
		2/8/2016	Y
		5/19/2016	Y

Rubric Rankings:

1. The board is operating in a satisfactory manner in this area.
2. The board needs corrective action in this area.
3. The board is developing problematic behavior in this area.
4. The board actions need a complete review by BMCC.

Thank you for serving the Children of Michigan.

We cannot always build the future for our youth, but we can build our youth for the future. ~Franklin Delano Roosevelt

Compliance

Prepared by:

Erin Forrester

Compliance Coordinator

Madison Academy

July 1, 2015 – June 30, 2016

Contract Term

July 1, 2012 – June 30, 2020

Academy Board of Directors

Term Expiration	Board Member	Seat	Educator/Parent	Notes
6/30/2018	Berry, Michelle Berry	1		The Board needs an educator
6/30/2016	Joe E. Ingison	2	Parent	
6/30/2017	Robert A. Scherman	3		
6/30/2017	Robert C. Malcomson	4		

Epicenter Compliance Statistics July 1, 2014 – June 30, 2015

Rating	Entity	Entity Type	Past Due	% On Time	% Accuracy	Past Due Total
☆☆☆	Madison Academy	Board		37% (9 of 24)	100% (24 of 24)	
☆☆☆	Madison Academy	School		69% (32 of 46)	100% (45 of 45)	1
★☆☆	Madison Academy – 9-12	School		85% (6 of 7)	87% (7 of 8)	
☆☆☆	Madison Academy – K-8	School		75% (6 of 8)	100% (8 of 8)	

Epicenter Compliance Statistics July 1, 2015 – June 30, 2016

Rating	Entity	Entity Type	Past Due	% On Time	% Accuracy	Past Due Total
★★★	Madison Academy	Board		81% (29 of 36)	92% (36 of 39)	
★★★	Madison Academy	School		78% (35 of 45)	98% (45 of 46)	
★★★	Madison Academy – 9-12	School		83% (5 of 6)	86% (6 of 7)	
★★★	Madison Academy – K-8	School		80% (4 of 5)	83% (5 of 6)	