

MILDRED C. WELLS ACADEMY

Annual Report 2015-2016



BAY MILLS
COMMUNITY COLLEGE
CHARTER SCHOOLS OFFICE

NOTICE:

The information in this report separately and collectively is a basis for the performance review of public charter schools authorized by Bay Mills Community College Authorizing Body. The Bay Mills Community College Charter School Office reserves the sole authority to interpret the information in this report and elsewhere in its oversight of public charter schools authorized by Bay Mills Community College Authorizing Body.

TABLE OF CONTENTS

Academics.....3

 BMCC Charter Schools Office Academy Board Academics Report 2015-2016.....4

Governance.....7

 BMCC Charter Schools Office Academy Board Governance Report 2015-2016.....8

Compliance.....9

 BMCC Charter Schools Office Academy Board Compliance Report 2015-2016.....10

Academics

Prepared by:

Katherine Tassier

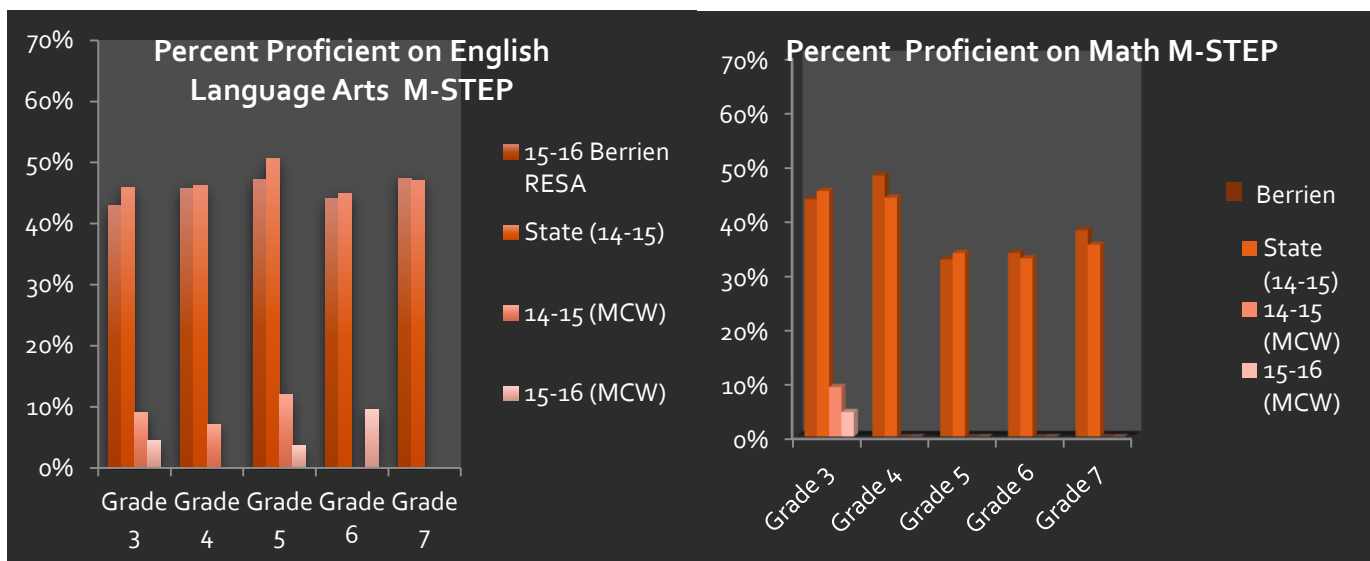
Curriculum Specialist

Percent of Students Proficient on English Language Arts M-STEP

	Berrien RESA (15-16)	State (15-16)	2014-15 (MCW)	2015-16 (MCW)
Grade 3	42.90%	46.00%	9.10%	4.50%
Grade 4	45.80%	46.30%	7.10%	0.00%
Grade 5	47.30%	50.60%	12.00%	3.60%
Grade 6	44.10%	45.00%	0.00%	9.50%
Grade 7	47.40%	47.10%	<10 students	0.00%

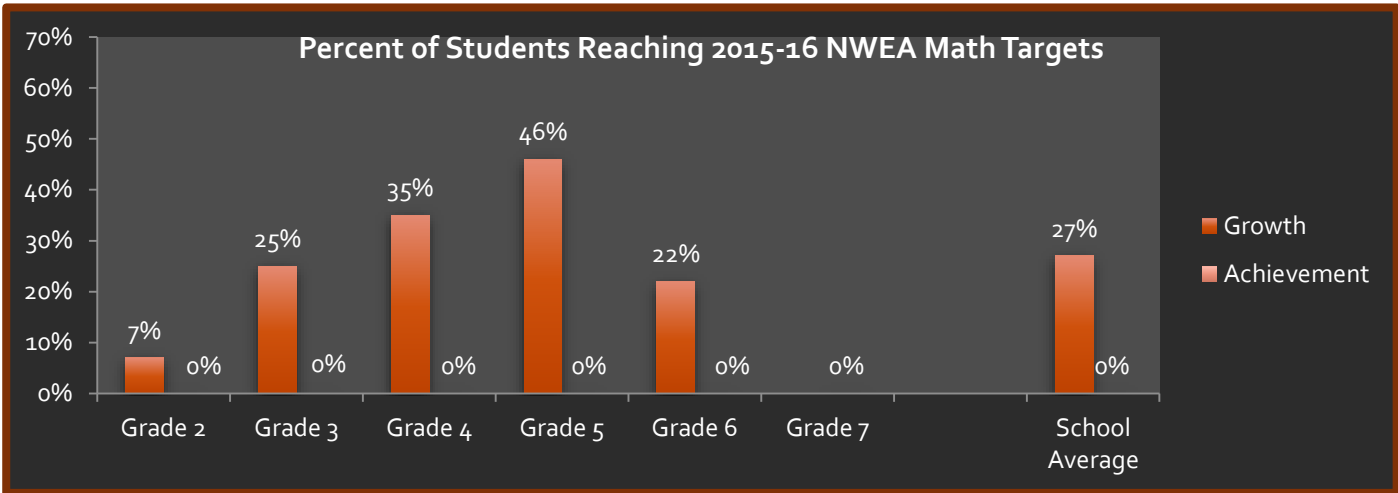
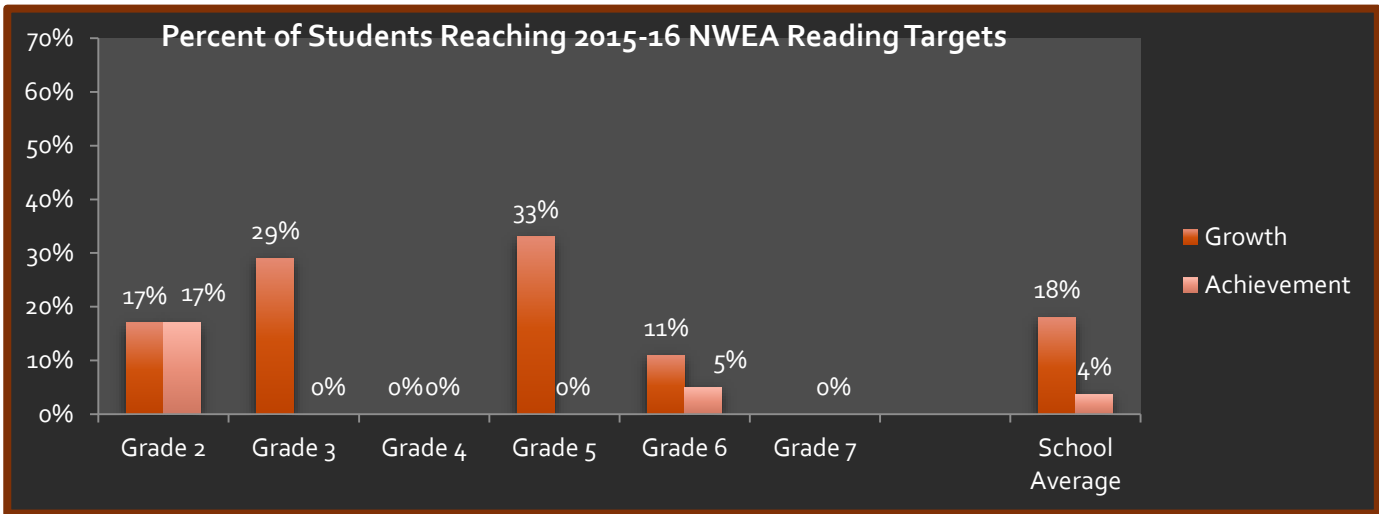
Percent of Students Proficient on Math M-STEP

	Berrien RESA (15-16)	State (15-16)	2014-15 (MCW)	2015-16 (MCW)
Grade 3	43.70%	45.20%	9.10%	4.50%
Grade 4	48.10%	44.00%	0.00%	0.00%
Grade 5	32.60%	33.80%	0.00%	0.00%
Grade 6	33.80%	32.80%	0.00%	0.00%
Grade 7	38.00%	35.30%	<10 students	0.00%



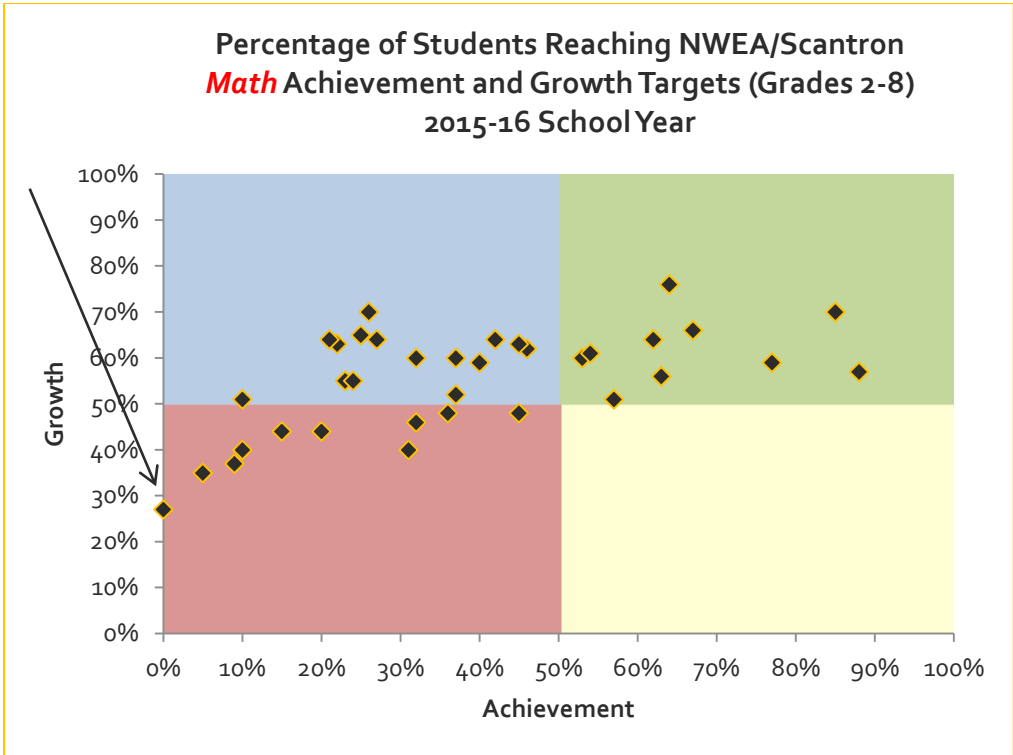
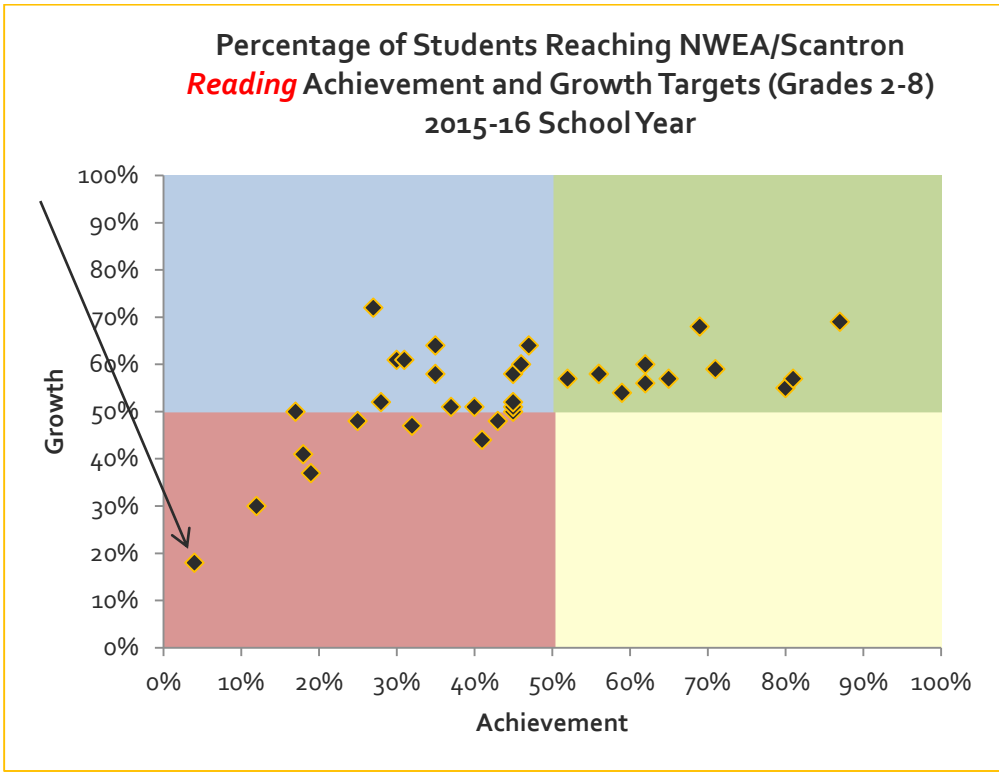
Comments: The data above illustrate Mildred C. Wells Academy’s performance on the English Language Arts and Math portions of the 2015-16 Michigan Student Test of Educational Progress (M-STEP). The results are displayed in both table and chart form and provide Mildred C. Wells Academy 2015-16 data compared to the 2015-16 Berrien RESA’s, the 2015-16 State’s, and the academy’s 2014-15 results. The data highlighted in red on the above tables indicate a decrease in proficiency rates in 2015-16, while the data highlighted in yellow indicate that zero students were found to be proficient on the State assessment.

Mildred C. Wells Academy ranked in the 0 percentile group in the last published Top to Bottom List (for the 2013-14 school year), and is therefore been designated a Priority School subject to the authority of State School Reform Office. Sometime later this fall the State will release the new rankings based on the above 2015-16 testing data.



Comments: The data above illustrates Mildred C. Wells Academy’s 2015-16 performance on the Reading and Math Northwest Evaluation Association’s Measure of Adequate Progress (NWEA/MAP). The charter contract measures school growth using this assessment, setting the goal of at least 50% of students reaching their growth targets. The graphs above show that students at Mildred C. Wells Academy are, on average (“School Average”), did not meeting their math and reading growth targets. In addition, only 4% of the students are reaching reading grade-level achievement targets and 0% are meeting math grade-level achievement targets.

Quadrant charts on the next page further illustrate the growth and achievement levels of the students at the Mildred C. Wells Academy. The markers on the charts represent the other schools that Bay Mills Community College charters. The quadrant illustrations can be used to compare the Mildred C. Wells Academy with other schools authorized by Bay Mills Community College.



Governance

Prepared by:

Nancy Berkompas

Governance Specialist

Academy	Address	EMO	Field Rep
Mildred C. Wells Academy	Benton Harbor, MI	Leona	Tim Morris Les Albert

Board Members	Start of Term	Expiration of Term
Patricia Payne President	9/27/2010	6/30/2017
Vincent Woods Treasurer	7/1/2011	6/30/2017
Jacquelyn Clement VP	12/26/2011	6/30/2019
Sinie Bass	10/19/2012	6/30/2016 term expired

Category	Rank	Comments
Academics: Is the Board addressing academic performance?	1	

Finance: Is the Board addressing financial sustainability?	1	
--	---	--

Compliance: Is the Board in compliance with the charter and federal and state law?	1	
--	---	--

Board Behavior: Is the Board conducting itself in a business-like manner?	1	
---	---	--

Board Training:			
Was the Academy represented during the fiscal year 2015-2016?	Board members were unable to attend some of the listed Board trainings	11/9/2015	Y
		2/8/2016	Y
		5/19/2016	N

Rubric Rankings:

1. The board is operating in a satisfactory manner in this area.
2. The board needs corrective action in this area.
3. The board is developing problematic behavior in this area.
4. The board actions need a complete review by BMCC.

Thank you for serving the Children of Michigan.

We cannot always build the future for our youth, but we can build our youth for the future. ~Franklin Delano Roosevelt

Compliance

Prepared by:

Erin Forrester

Compliance Coordinator

Mildred C. Wells Preparatory Academy

July 1, 2015 – June 30, 2016

Contract Term

July 1, 2013 – June 30, 2017

Academy Board of Directors

Term Expiration	Board Member	Seat	Educator/Parent	Notes
6/30/2018	(vacant)	1		The Board needs a parent representative
6/30/2016	Sinie Bass	4	Educator	
6/30/2016	Jacquelyn Clement	5		
6/30/2017	Patricia Payne	2		
6/30/2017	Vincent Woods	3		

Epicenter Compliance Statistics July 1, 2014 – June 30, 2015

Rating	Entity	Entity Type	Past Due	% On Time	% Accuracy	Past Due Total
★★★★	Mildred C. Wells Preparatory Academy	Board		100% (43 of 43)	100% (43 of 43)	
★★★★	Mildred C. Wells Preparatory Academy	School		96% (50 of 52)	98% (52 of 53)	

Epicenter Compliance Statistics July 1, 2015 – June 30, 2016

Rating	Entity	Entity Type	Past Due	% On Time	% Accuracy	Past Due Total
★★★★	Mildred C. Wells Preparatory Academy	Board		98% (41 of 42)	100% (42 of 42)	
★★★★	Mildred C. Wells Preparatory Academy	School		98% (47 of 48)	98% (48 of 49)	