

# OJIBWE CHARTER SCHOOL

Annual Report 2015-2016



**BAY MILLS**  
COMMUNITY COLLEGE  
CHARTER SCHOOLS OFFICE

## **NOTICE:**

The information in this report separately and collectively is a basis for the performance review of public charter schools authorized by Bay Mills Community College Authorizing Body. The Bay Mills Community College Charter School Office reserves the sole authority to interpret the information in this report and elsewhere in its oversight of public charter schools authorized by Bay Mills Community College Authorizing Body.

# TABLE OF CONTENTS

**Academics**.....3

    BMCC Charter Schools Office Academy Board Academics Report 2015-2016.....4

**Governance**.....6

    BMCC Charter Schools Office Academy Board Governance Report 2015-2016.....7

**Compliance**.....8

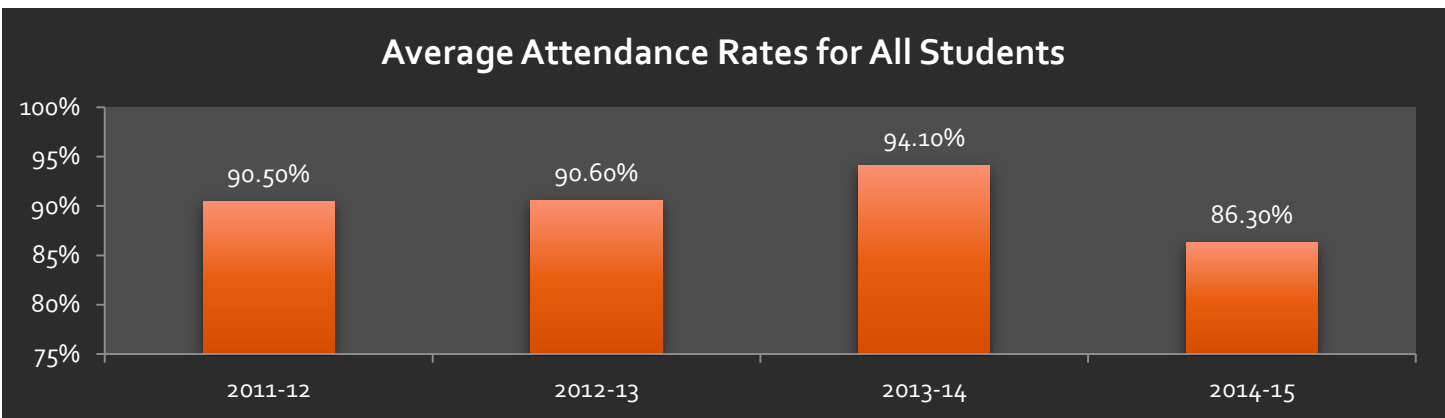
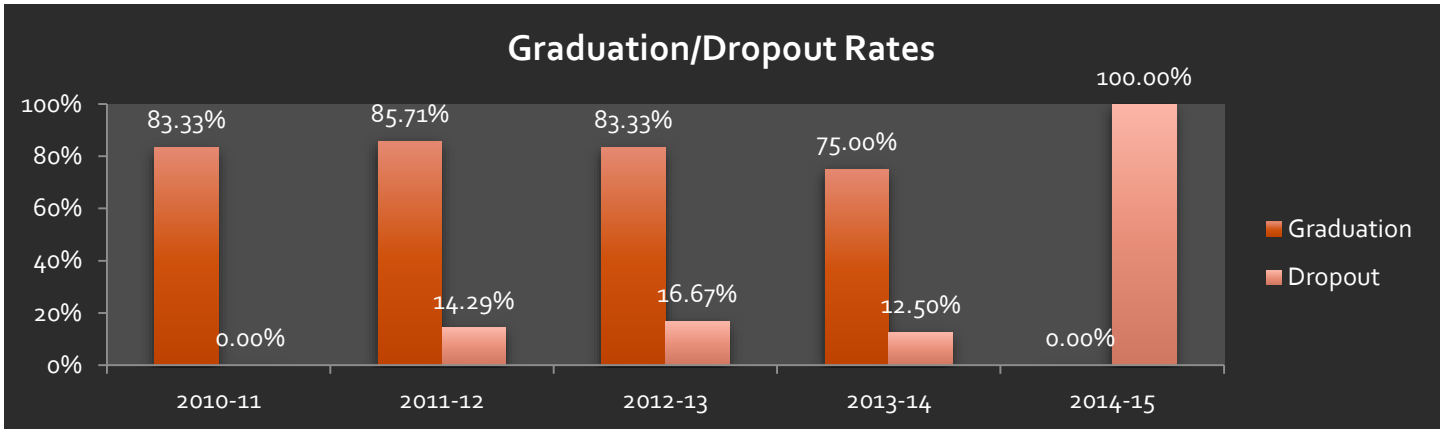
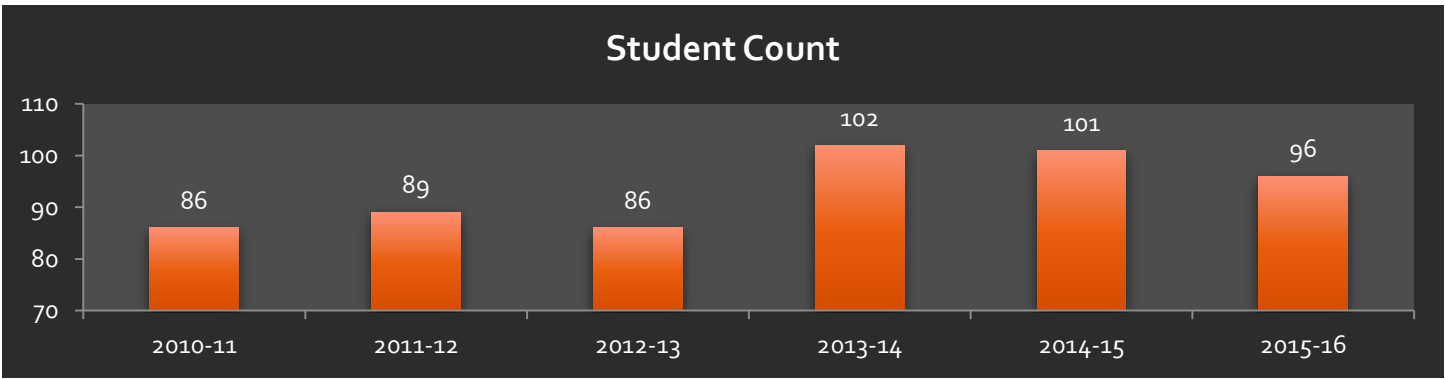
    BMCC Charter Schools Office Academy Board Compliance Report 2015-2016.....9

# Academics

Prepared by:

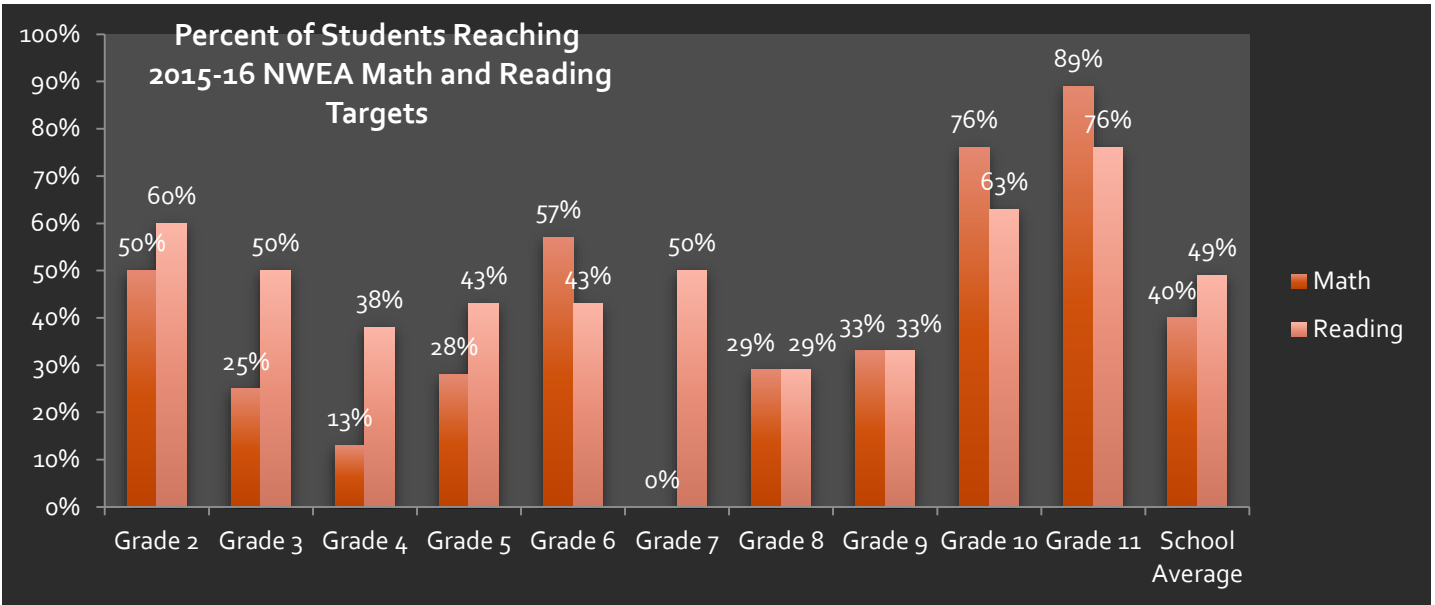
Katherine Tassier

Curriculum Specialist



Comments: The above charts show a student count of around 100 for the past three years. The graduation rates have been trending downward, although because of the small school size, a change of just one or two students can dramatically affect the percentages. The average attendance rate has remained steady at around 90%.

Proficiency Scores on standardized tests, the M-STEP and the SAT, are not made public due to the small class sizes. Grades with less than 10 students are not reported. Ojibwe Charter Schools was not ranked on the last public State Top to Bottom List due to its low student count.



Comments: The data above illustrates Ojibwe Charter Schools’s 2015-16 performance on the Reading and Math Northwest Evaluation Association’s Measure of Adequate Progress (NWEA/MAP). The graphs above show that students at Ojibwe Charter Schools students are, on average (50%+) (“School Average”), not meeting their math and reading grade-level achievement targets using this assessment.

# Governance

Prepared by:

Nancy Berkompas

Governance Specialist

Academy	Address	EMO	Field Rep
Ojibwe Charter School	Brimley, MI	Self-managed	Albert Bertram

Board Members	Start of Term	Expiration of Term
Cheryl Baragwanath Secretary	9/16/2014	6/30/2017
Brenda Bjork	7/1/2016	6/30/2019
Betty Jahnke	7/1/2016	6/30/2019
Norman Ball Treasurer	9/29/2008	6/30/2018
Ann Belleau President	8/31/2004	6/30/2018

Category	Rank	Comments
<b>Academics:</b> Is the Board addressing academic performance?	1	

<b>Finance:</b> Is the Board addressing financial sustainability?	1	
--	---	--

<b>Compliance:</b> Is the Board in compliance with the charter and federal and state law?	1	
--	---	--

<b>Board Behavior:</b> Is the Board conducting itself in a business-like manner?	1	
---	---	--

Board Training:			
Was the Academy represented during the fiscal year 2015-2016?	Unfortunately, Board members were unable to attend the following listed Board trainings	11/9/2015	N
		2/8/2016	N
		5/19/2016	N

**Rubric Rankings:**

1. The board is operating in a satisfactory manner in this area.
2. The board needs corrective action in this area.
3. The board is developing problematic behavior in this area.
4. The board actions need a complete review by BMCC.

Thank you for serving the Children of Michigan.

We cannot always build the future for our youth, but we can build our youth for the future. ~Franklin Delano Roosevelt



# Compliance

Prepared by:

Erin Forrester

Compliance Coordinator

# Ojibwe Charter School

July 1, 2015 – June 30, 2016

## Contract Term

July 1, 2013 – June 30, 2017

## Academy Board of Directors

Term Expiration	Board Member	Seat	Educator/Parent	Notes
6/30/2016	Wendy Heyrman	2	Parent	
6/30/2016	Shelly LeBlanc	3	Parent	
6/30/2017	Cheryl Baragwanath	1		
6/30/2018	Norman Ball	4	Parent	
6/30/2018	Ann Belleau	5	Educator/Parent	

## Epicenter Compliance Statistics July 1, 2014 – June 30, 2015

Rating	Entity	Entity Type	Past Due	% On Time	% Accuracy	Past Due Total
★ ★ ★	Ojibwe Charter School	Board		85% (35 of 41)	100% (41 of 41)	
★ ★ ★	Ojibwe Charter School	School		92% (50 of 54)	100% (54 of 54)	

## Epicenter Compliance Statistics July 1, 2015 – June 30, 2016

Rating	Entity	Entity Type	Past Due	% On Time	% Accuracy	Past Due Total
★ ★ ★	Ojibwe Charter School	Board		97% (37 of 38)	100% (38 of 38)	
★ ★ ★	Ojibwe Charter School	School		96% (49 of 51)	100% (51 of 51)	