

PARAMOUNT CHARTER ACADEMY

Annual Report 2015-2016



BAY MILLS
COMMUNITY COLLEGE
CHARTER SCHOOLS OFFICE

NOTICE:

The information in this report separately and collectively is a basis for the performance review of public charter schools authorized by Bay Mills Community College Authorizing Body. The Bay Mills Community College Charter School Office reserves the sole authority to interpret the information in this report and elsewhere in its oversight of public charter schools authorized by Bay Mills Community College Authorizing Body.

TABLE OF CONTENTS

Academics.....3

 BMCC Charter Schools Office Academy Board Academics Report 2015-2016.....4

Governance.....7

 BMCC Charter Schools Office Academy Board Governance Report 2015-2016.....8

Compliance.....9

 BMCC Charter Schools Office Academy Board Compliance Report 2015-2016.....10

Academics

Prepared by:

Katherine Tassier

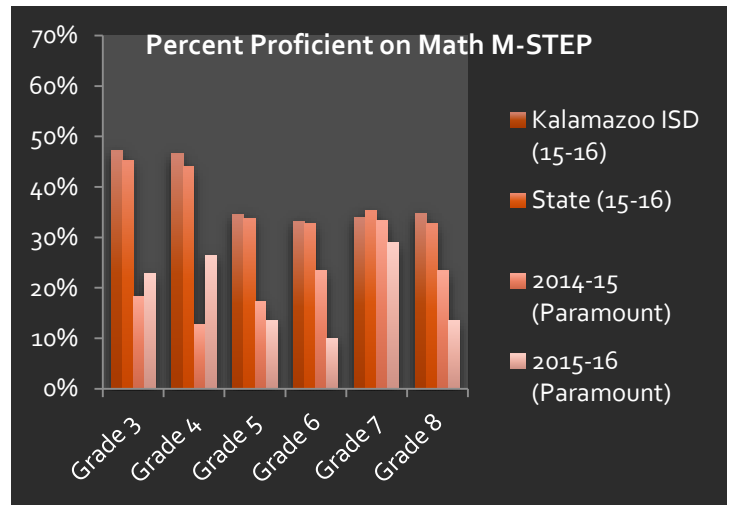
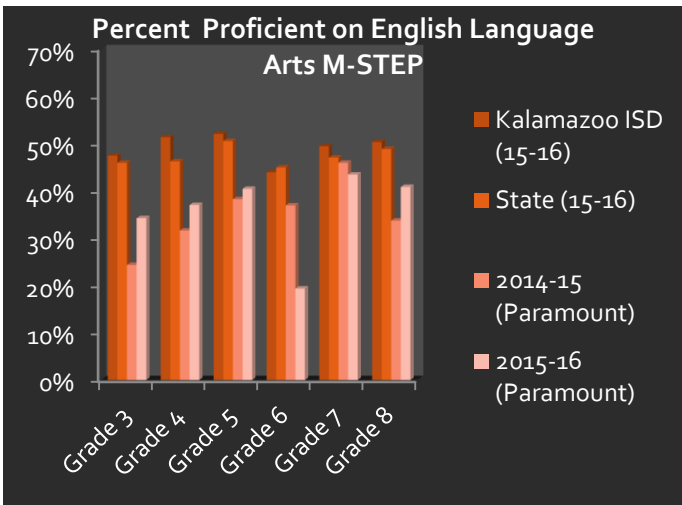
Curriculum Specialist

Percent of Students Proficient on English Language Arts M-STEP

	Kalamazoo ISD (15-16)	State (15-16)	2014-15 (Paramount)	2015-16 (Paramount)
Grade 3	47.50%	46.00%	24.40%	34.30%
Grade 4	51.40%	46.30%	31.70%	37.10%
Grade 5	52.10%	50.60%	38.30%	40.50%
Grade 6	44.00%	45.00%	37.00%	19.40%
Grade 7	49.50%	47.10%	46.00%	43.50%
Grade 8	50.40%	48.90%	33.80%	40.90%

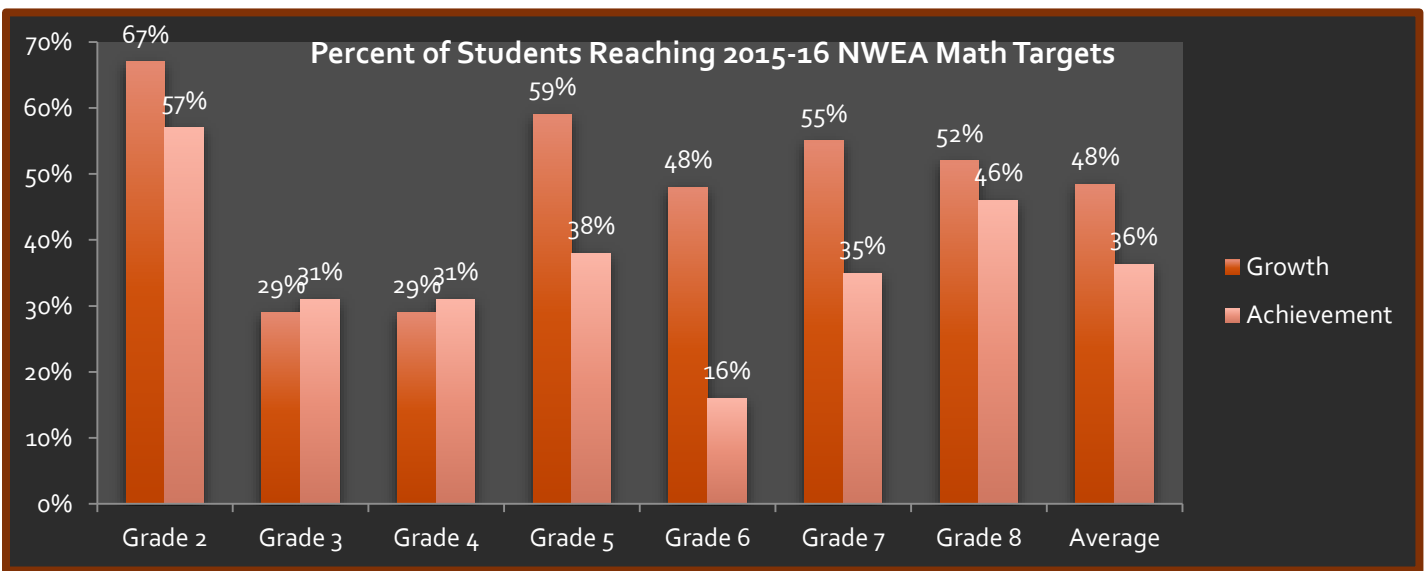
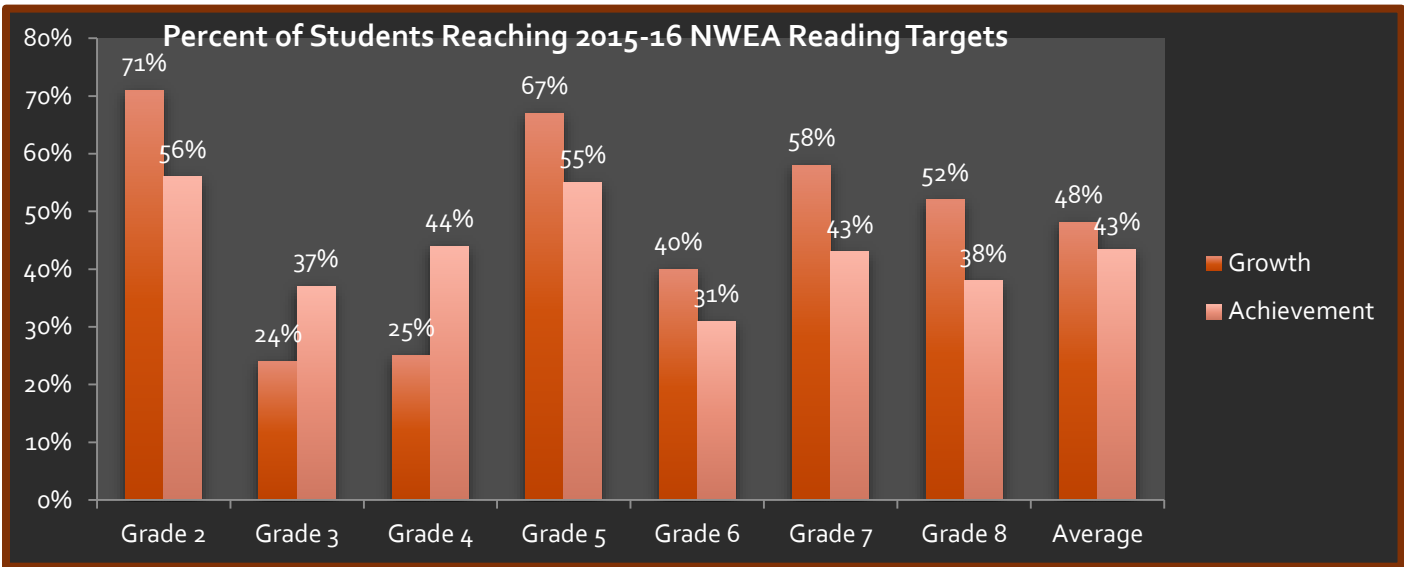
Percent of Students Proficient on Math M-STEP

	Kalamazoo ISD (15-16)	State (15-16)	2014-15 (Paramount)	2015-16 (Paramount)
Grade 3	47.20%	45.20%	18.30%	22.90%
Grade 4	46.50%	44.00%	12.70%	26.50%
Grade 5	34.50%	33.80%	17.30%	13.50%
Grade 6	33.20%	32.80%	23.50%	10.00%
Grade 7	33.90%	35.30%	33.30%	28.90%
Grade 8	34.80%	32.70%	23.40%	13.60%



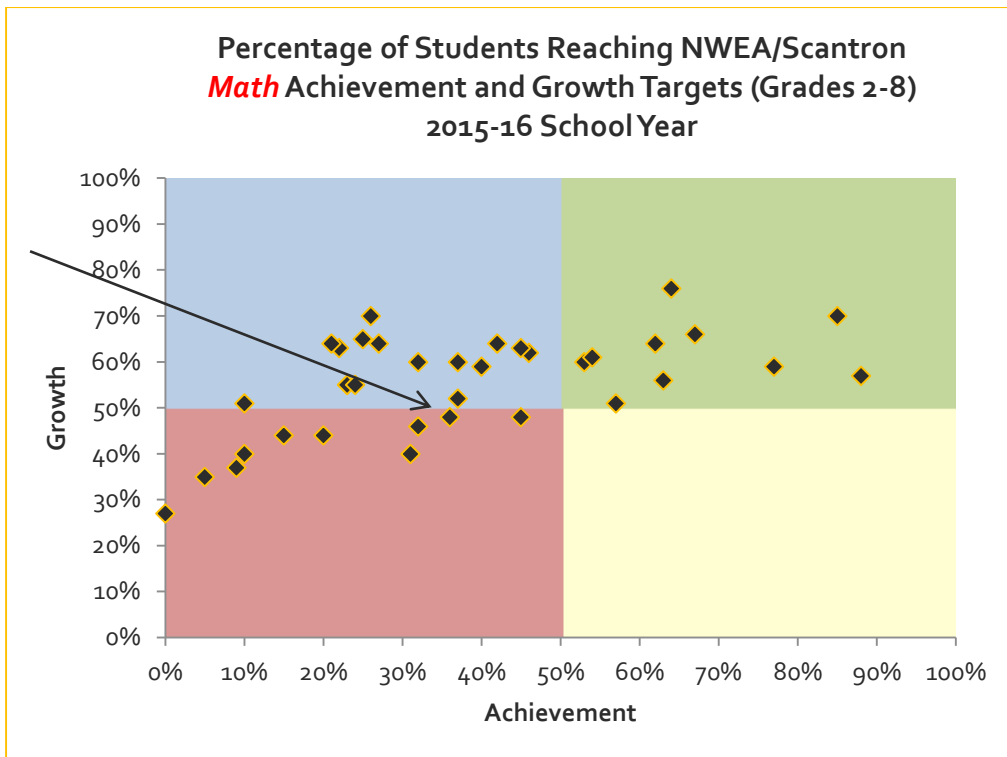
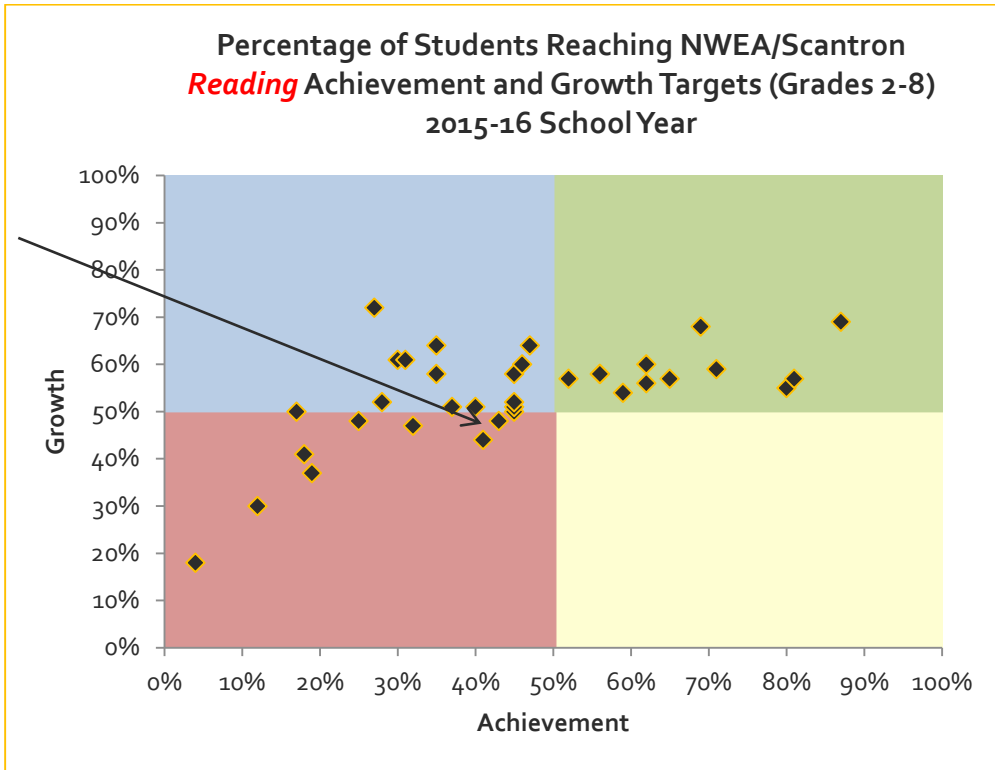
Comments: The data above illustrate Paramount Charter Academy’s performance on the English Language Arts and Math portions of the 2015-16 Michigan Student Test of Educational Progress (M-STEP). The results are displayed in both table and chart form and provide Paramount Charter Academy 2015-16 data compared to the 2015-16 Kalamazoo ISD’s, the 2015-16 State’s, and the academy’s 2014-15 results. The data highlighted in green on the above tables indicates an increase in proficiency rates from 2014-15 to 2015-16. The data highlighted in red indicates a decrease.

Paramount Charter Academy was ranked in 39th percentile group on the last published Top to Bottom List (for the 2013-14 school year). The academy was not on the recently released bottom 5th percentile group for 2014-15. Sometime later this fall the State will release the rankings based on the above 2015-16 testing data.



Comments: The data above illustrates Paramount Charter Academy’s 2015-16 performance on the Reading and Math Northwest Evaluation Association’s Measure of Adequate Progress (NWEA/MAP). The charter contract measures school growth using this assessment, setting the goal of at least 50% of students reaching their growth targets. The graphs above show that students at Paramount Charter Academy are, on average (“School Average”), not meeting their math and reading growth targets. The students at Paramount Charter Academy are also, on average, not meeting the grade-level achievement targets using this assessment.

Quadrant charts on the next page further illustrate the growth and achievement levels of the students at Paramount Charter Academy. The markers on the charts represent the other schools that Bay Mills Community College charters. The quadrant illustrations can be used to compare Paramount Charter Academy with other schools authorized by Bay Mills Community College.



Governance

Prepared by:

Nancy Berkompas

Governance Specialist

Academy	Address	EMO	Field Rep
Paramount Charter Academy	Kalamazoo, MI	NHA	Tim Morris Les Albert

Board Members	Start of Term	Expiration of Term
Robert Britigan III President	6/11/2004	6/30/2017
Steven Butt VP	9/5/2008	6/30/2017
Barbara Hathaway Secretary	9/8/2011	6/30/2019
Gregory Hoover Treasurer	10/26/2011	6/30/2019
Brian Begeman	2/18/2014	6/30/2018

Category	Rank	Comments
Academics: Is the Board addressing academic performance?	1	

Finance: Is the Board addressing financial sustainability?	1	
--	---	--

Compliance: Is the Board in compliance with the charter and federal and state law?	1	
--	---	--

Board Behavior: Is the Board conducting itself in a business-like manner?	1	
---	---	--

Board Training:			
Was the Academy represented during the fiscal year 2015-2016?	Board members were able to attend the following listed Board trainings	11/9/2015	Y
		2/8/2016	Y
		5/19/2016	Y

Rubric Rankings:

1. The board is operating in a satisfactory manner in this area.
2. The board needs corrective action in this area.
3. The board is developing problematic behavior in this area.
4. The board actions need a complete review by BMCC.

Thank you for serving the Children of Michigan.

We cannot always build the future for our youth, but we can build our youth for the future. ~Franklin Delano Roosevelt

Compliance

Prepared by:

Erin Forrester

Compliance Coordinator

Paramount Charter Academy

July 1, 2015 – June 30, 2016

Contract Term

July 1, 2012 – June 30, 2020

Academy Board of Directors

Term Expiration	Board Member	Seat	Educator/Parent	Notes
6/30/2016	Barbara Hathaway	3		The Board needs an educator
6/30/2016	Gregory R. Hoover	4		
6/30/2017	Robert Britigan III	1		
6/30/2017	Steven Butt	2		
6/30/2018	Brian E. Begeman	5	Parent	

Epicenter Compliance Statistics July 1, 2014 – June 30, 2015

Rating	Entity	Entity Type	Past Due	% On Time	% Accuracy	Past Due Total
★★★	Paramount Charter Academy	Board		100% (40 of 40)	100% (40 of 40)	
★★★	Paramount Charter Academy	School		100% (54 of 54)	98% (54 of 55)	

Epicenter Compliance Statistics July 1, 2015 – June 30, 2016

Rating	Entity	Entity Type	Past Due	% On Time	% Accuracy	Past Due Total
★★★	Paramount Charter Academy	Board		100% (49 of 49)	98% (49 of 50)	
★★★	Paramount Charter Academy	School		96% (47 of 49)	98% (49 of 50)	