

# PLYMOUTH SCHOLARS CHARTER ACADEMY

Annual Report 2015-2016



**BAY MILLS**  
COMMUNITY COLLEGE  
CHARTER SCHOOLS OFFICE

## **NOTICE:**

The information in this report separately and collectively is a basis for the performance review of public charter schools authorized by Bay Mills Community College Authorizing Body. The Bay Mills Community College Charter School Office reserves the sole authority to interpret the information in this report and elsewhere in its oversight of public charter schools authorized by Bay Mills Community College Authorizing Body.

# TABLE OF CONTENTS

**Academics**.....3

    BMCC Charter Schools Office Academy Board Academics Report 2015-2016.....4

**Governance**.....7

    BMCC Charter Schools Office Academy Board Governance Report 2015-2016.....8

**Compliance**.....9

    BMCC Charter Schools Office Academy Board Compliance Report 2015-2016.....10

# Academics

Prepared by:

Katherine Tassier

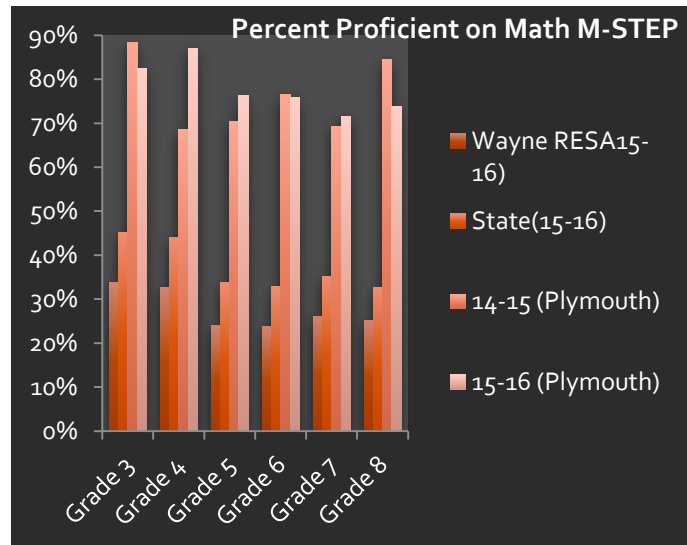
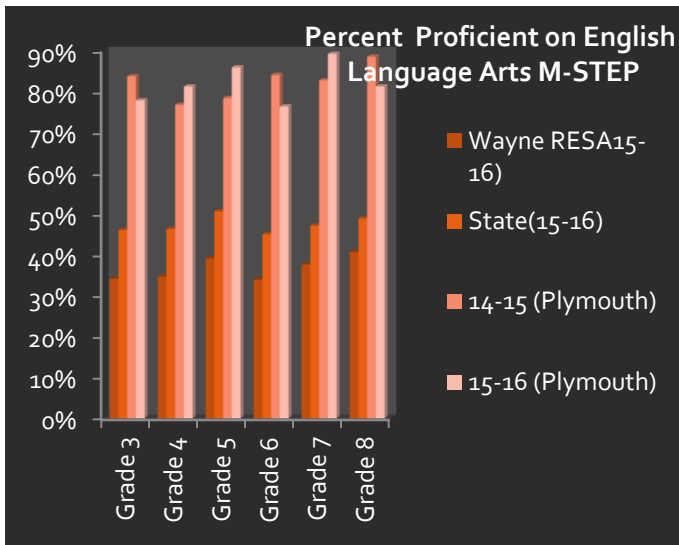
Curriculum Specialist

**Percent of Students Proficient on English Language Arts M-STEP**

	Wayne RESA (15-16)	State (15-16)	2014-15 (Plymouth)	2015-16 (Plymouth)
Grade 3	34.10%	46.00%	83.70%	77.80%
Grade 4	34.60%	46.30%	76.70%	81.20%
Grade 5	39.10%	50.60%	78.40%	85.90%
Grade 6	33.90%	45.00%	84.00%	76.30%
Grade 7	37.60%	47.10%	82.70%	89.20%
Grade 8	40.70%	48.90%	88.50%	81.20%

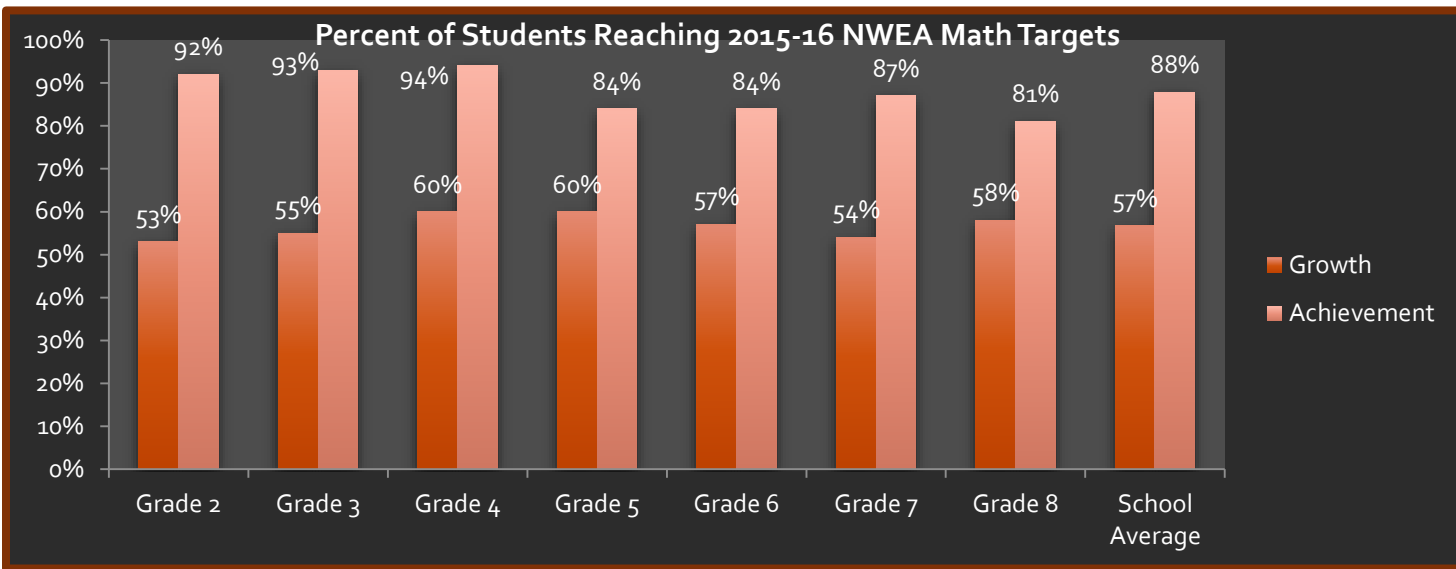
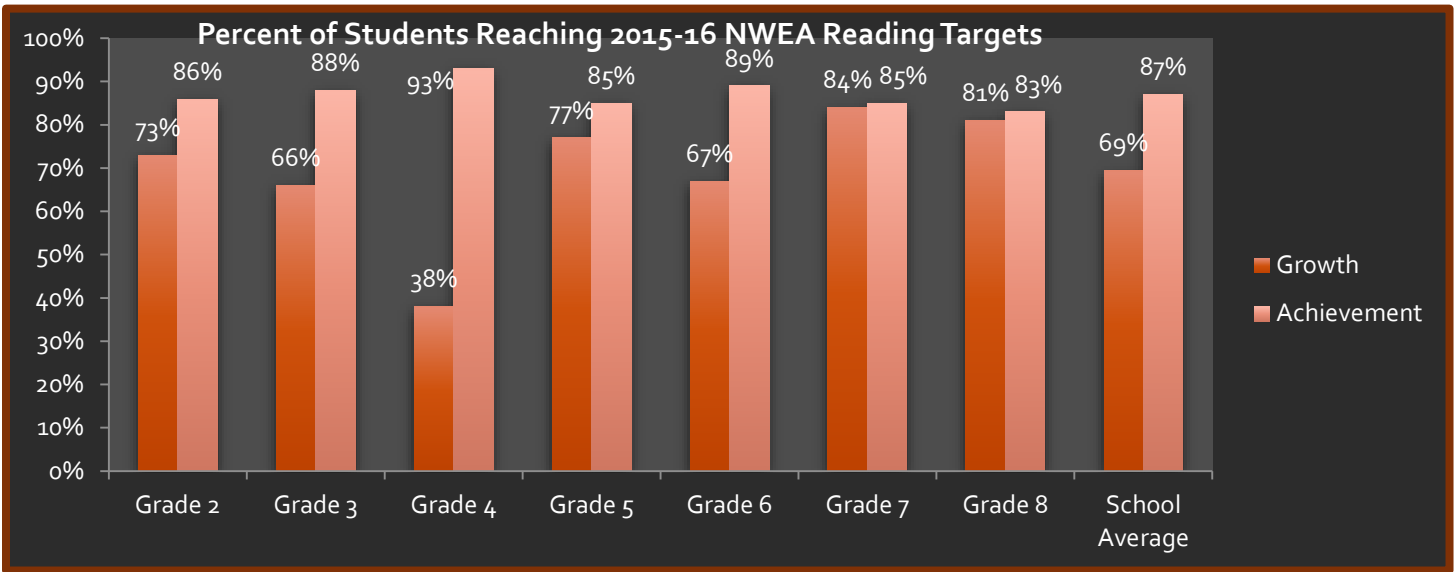
**Percent of Students Proficient on Math M-STEP**

	Wayne RESA (15-16)	State (15-16)	2014-15 (Plymouth)	2015-16 (Plymouth)
Grade 3	33.90%	45.20%	88.40%	82.50%
Grade 4	32.70%	44.00%	68.60%	87.10%
Grade 5	23.90%	33.80%	70.50%	76.20%
Grade 6	23.70%	32.80%	76.50%	75.90%
Grade 7	26.10%	35.30%	69.30%	71.60%
Grade 8	25.20%	32.70%	84.60%	73.90%



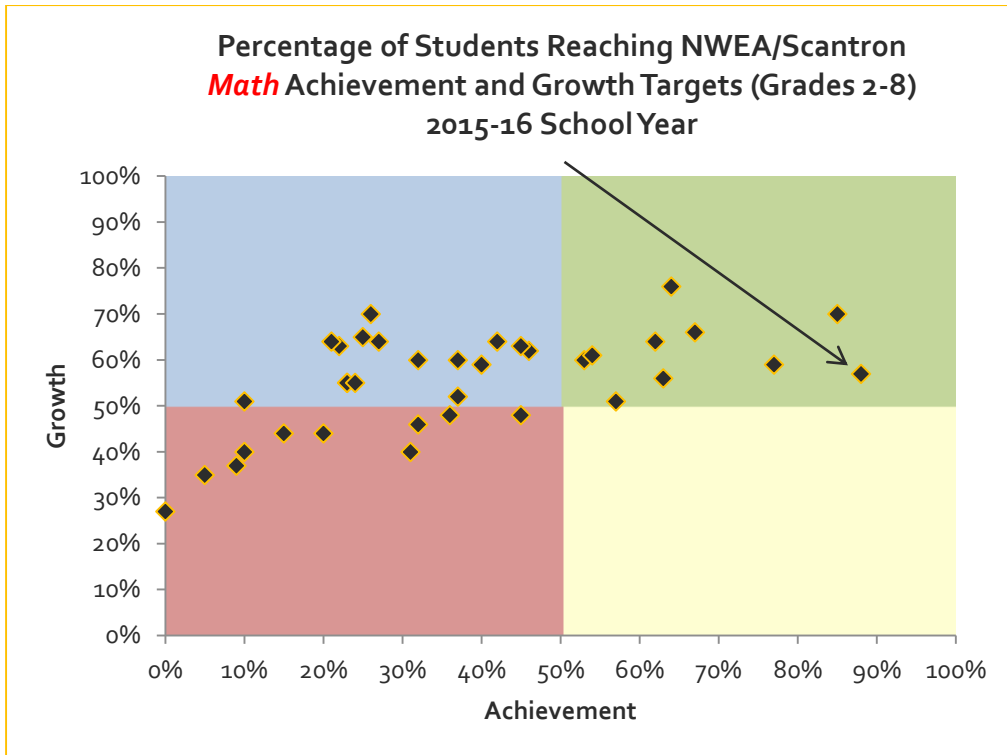
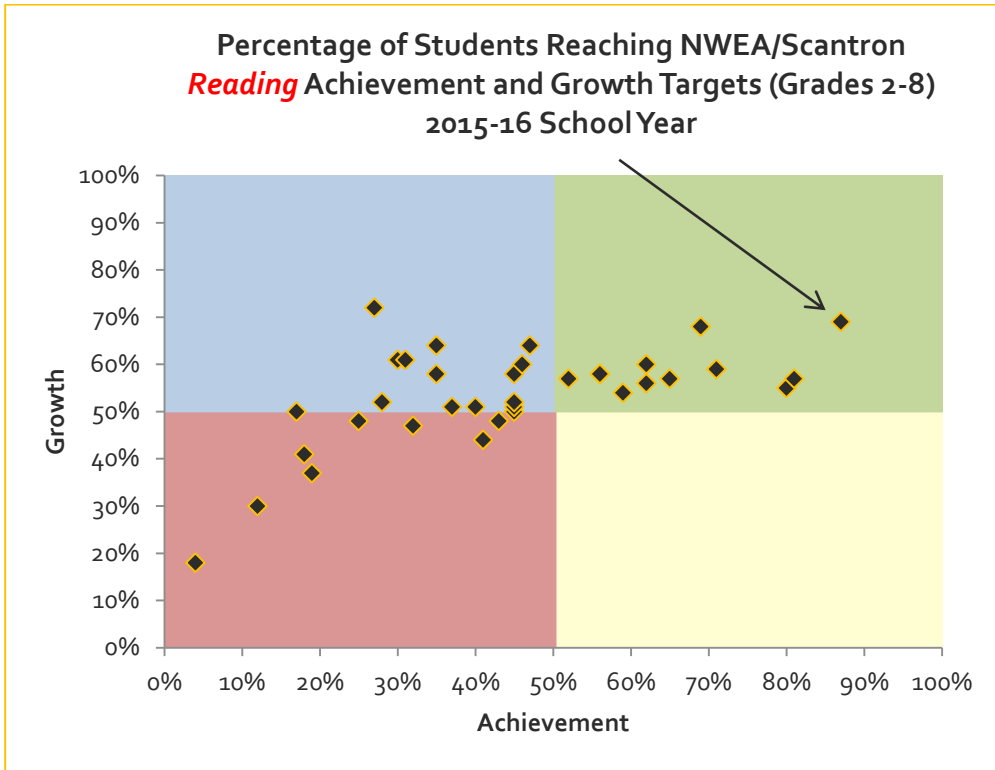
Comments: The data above illustrate Plymouth Scholars Charter Academy’s performance on the English Language Arts and Math portions of the 2015-16 Michigan Student Test of Educational Progress (M-STEP). The results are displayed in both table and chart form and provide Plymouth Scholars Charter Academy 2015-16 data compared to the 2015-16 Wayne RESA’s, the 2015-16 State’s, and the academy’s 2014-15 results. Plymouth Scholars Charter Academy’s proficiency rates greatly exceed those of the State of Michigan and Wayne RESA. Data highlighted in green indicates an increase in proficiency rates from 2014-15 to 2015-16, while data highlighted in red indicates a decrease.

Plymouth Scholars Charter Academy was unranked on the last published Top to Bottom List (for the 2013-14 school year). The academy was not on the recently released bottom 5<sup>th</sup> percentile group for 2014-15. Sometime later this fall the State will release the rankings based on the above 2015-16 testing data.



Comments: The data above illustrates Plymouth Scholars Charter Academy’s 2015-16 performance on the Reading and Math Northwest Evaluation Association’s Measure of Adequate Progress (NWEA/MAP). The charter contract measures school growth using this assessment, setting the goal of at least 50% of students reaching their growth targets. The graphs above show that students at Plymouth Scholars Charter Academy are, on average (“School Average”), meeting their math and reading growth targets. The students at Plymouth Scholars Charter Academy are also, on average, meeting the grade-level achievement targets using this assessment.

Quadrant charts on the next page further illustrate the growth and achievement levels of the students at Plymouth Scholars Charter Academy. The markers on the charts represent the other schools that Bay Mills Community College charters. The quadrant illustrations can be used to compare Plymouth Scholars Charter Academy with other schools authorized by Bay Mills Community College.



# Governance

Prepared by:

Nancy Berkompas

Governance Specialist



Academy	Address	EMO	Field Rep
Plymouth Scholars Charter Academy	Plymouth, MI	NHA	Pat Victor

Board Members	Start of Term	Expiration of Term
Kelly Doneth President	3/1/2013	6/30/2018
Andrew Losen Secretary	12/5/2014	6/30/2017
Rocoo Bellino VP	1/20/2012	6/30/2019
Louis Willoughby Treasurer	2/18/2014	6/30/2019

Category	Rank	Comments
<b>Academics:</b> Is the Board addressing academic performance?	1	

<b>Finance:</b> Is the Board addressing financial sustainability?	1	
--	---	--

<b>Compliance:</b> Is the Board in compliance with the charter and federal and state law?	1	
--	---	--

<b>Board Behavior:</b> Is the Board conducting itself in a business-like manner?	1	
---	---	--

Board Training:			
Was the Academy represented during the fiscal year 2015-2016?	Unfortunately, Board members were unable to attend the following listed Board trainings	11/9/2015	N
		2/8/2016	N
		5/19/2016	N

**Rubric Rankings:**

1. The board is operating in a satisfactory manner in this area.
2. The board needs corrective action in this area.
3. The board is developing problematic behavior in this area.
4. The board actions need a complete review by BMCC.

Thank you for serving the Children of Michigan.

We cannot always build the future for our youth, but we can build our youth for the future. ~Franklin Delano Roosevelt

# Compliance

Prepared by:

Erin Forrester

Compliance Coordinator

# Plymouth Scholars Charter Academy

July 1, 2015 – June 30, 2016

## Contract Term

July 1, 2012 – June 30, 2020

## Academy Board of Directors

Term Expiration	Board Member	Seat	Educator/Parent	Notes
6/30/2018	(vacant)	1		
6/30/2016	Rocco Bellina	4		
6/30/2016	Louis C. Willoughby	5		
6/30/2017	Andrew J. Losen	3		
6/30/2018	Kelly D. Doneth	2	Educator/Parent	

## Epicer Compliance Statistics July 1, 2014 – June 30, 2015

Rating	Entity	Entity Type	Past Due	% On Time	% Accuracy	Past Due Total
★★★	Plymouth Scholars Charter Academy	Board		100% (40 of 40)	97% (40 of 41)	
★★★	Plymouth Scholars Charter Academy	School		100% (55 of 55)	100% (55 of 55)	

## Epicer Compliance Statistics July 1, 2015 – June 30, 2016

Rating	Entity	Entity Type	Past Due	% On Time	% Accuracy	Past Due Total
★★★	Plymouth Scholars Charter Academy	Board		100% (37 of 37)	100% (37 of 37)	
★★★	Plymouth Scholars Charter Academy	School		96% (48 of 50)	98% (50 of 51)	