

# UNIVERSAL LEARNING ACADEMY

Annual Report 2015-2016



**BAY MILLS**  
COMMUNITY COLLEGE  
CHARTER SCHOOLS OFFICE

## **NOTICE:**

The information in this report separately and collectively is a basis for the performance review of public charter schools authorized by Bay Mills Community College Authorizing Body. The Bay Mills Community College Charter School Office reserves the sole authority to interpret the information in this report and elsewhere in its oversight of public charter schools authorized by Bay Mills Community College Authorizing Body.

# TABLE OF CONTENTS

**Academics**.....3

    BMCC Charter Schools Office Academy Board Academics Report 2015-2016.....4

**Governance**.....8

    BMCC Charter Schools Office Academy Board Governance Report 2015-2016.....9

**Compliance**.....10

    BMCC Charter Schools Office Academy Board Compliance Report 2015-2016.....11

# Academics

Prepared by:

Katherine Tassier

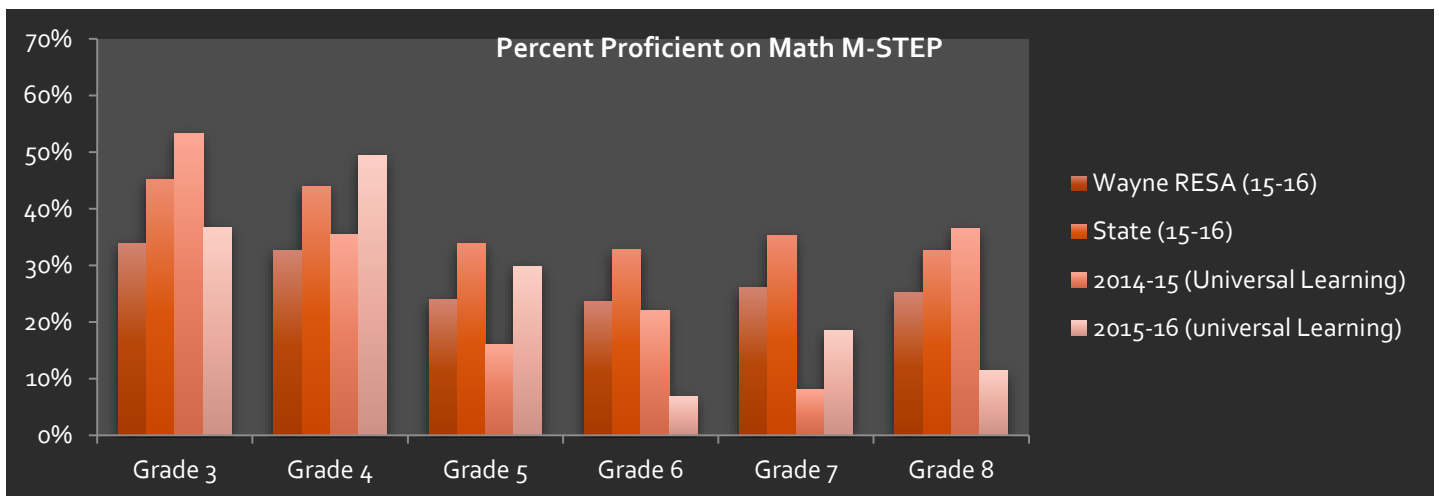
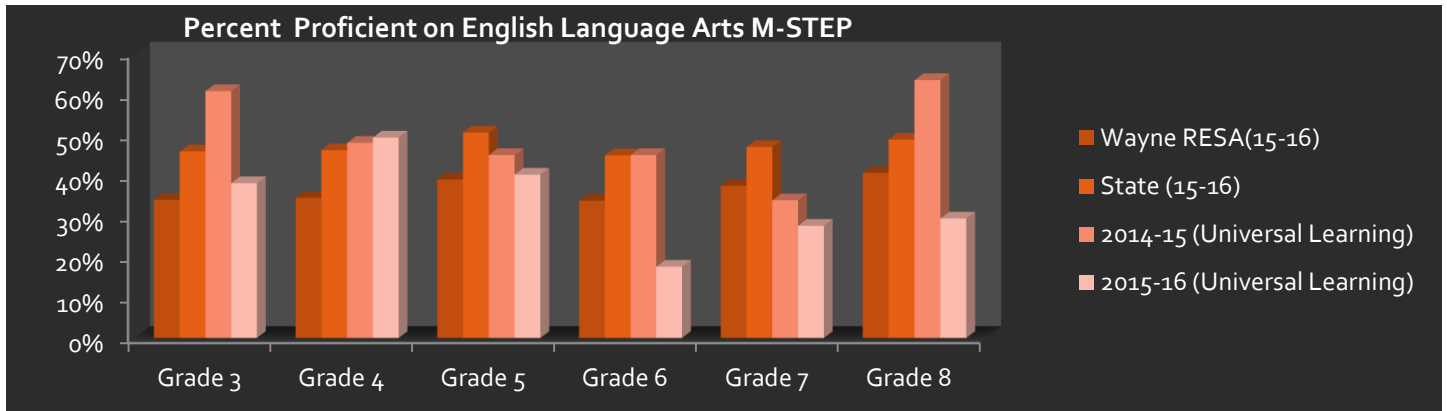
Curriculum Specialist

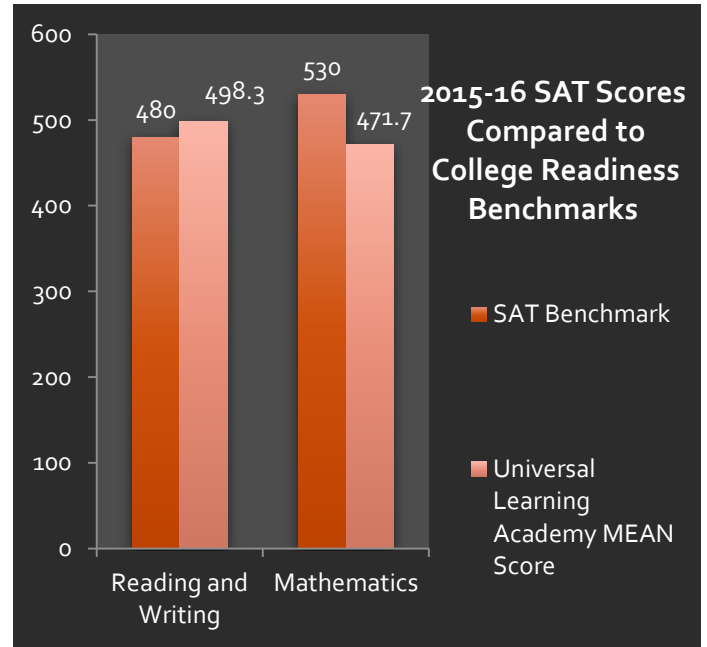
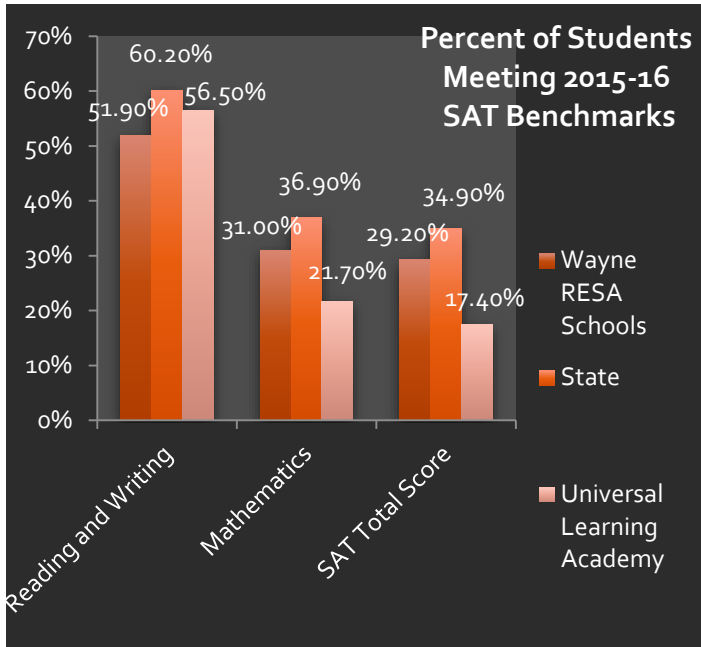
**Percent of Students Proficient on English Language Arts M-STEP**

|         | Wayne RESA(15-16) | State (15-16) | 2014-15 (Universal Learning) | 2015-16 (Universal Learning) |
|---------|-------------------|---------------|------------------------------|------------------------------|
| Grade 3 | 34.10%            | 46.00%        | 60.80%                       | 38.20%                       |
| Grade 4 | 34.60%            | 46.30%        | 48.10%                       | 49.40%                       |
| Grade 5 | 39.10%            | 50.60%        | 45.10%                       | 40.30%                       |
| Grade 6 | 33.90%            | 45.00%        | 45.10%                       | 17.60%                       |
| Grade 7 | 37.60%            | 47.10%        | 34.00%                       | 27.70%                       |
| Grade 8 | 40.70%            | 48.90%        | 63.50%                       | 29.50%                       |

**Percent of Students Proficient on Math M-STEP**

|         | Wayne RESA (15-16) | State (15-16) | 2014-15 (Universal Learning) | 2015-16 (universal Learning) |
|---------|--------------------|---------------|------------------------------|------------------------------|
| Grade 3 | 33.90%             | 45.20%        | 53.20%                       | 36.80%                       |
| Grade 4 | 32.70%             | 44.00%        | 35.40%                       | 49.40%                       |
| Grade 5 | 23.90%             | 33.80%        | 16.10%                       | 29.90%                       |
| Grade 6 | 23.70%             | 32.80%        | 22.00%                       | 6.80%                        |
| Grade 7 | 26.10%             | 35.30%        | 8.00%                        | 18.50%                       |
| Grade 8 | 25.20%             | 32.70%        | 36.50%                       | 11.40%                       |

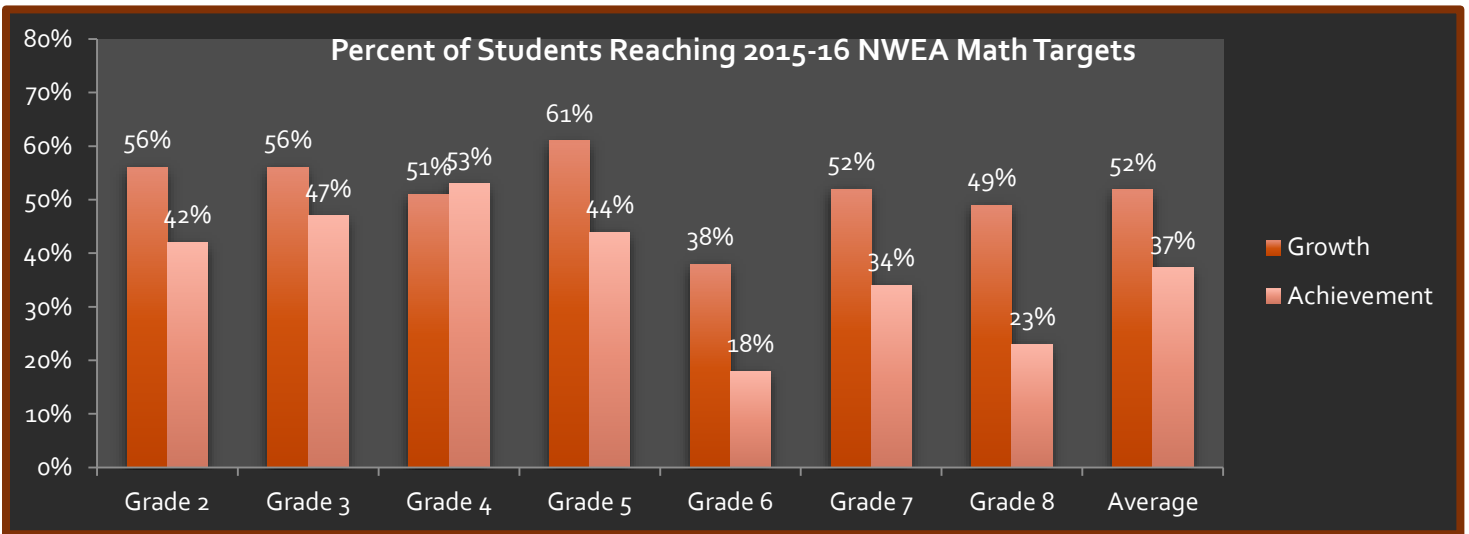
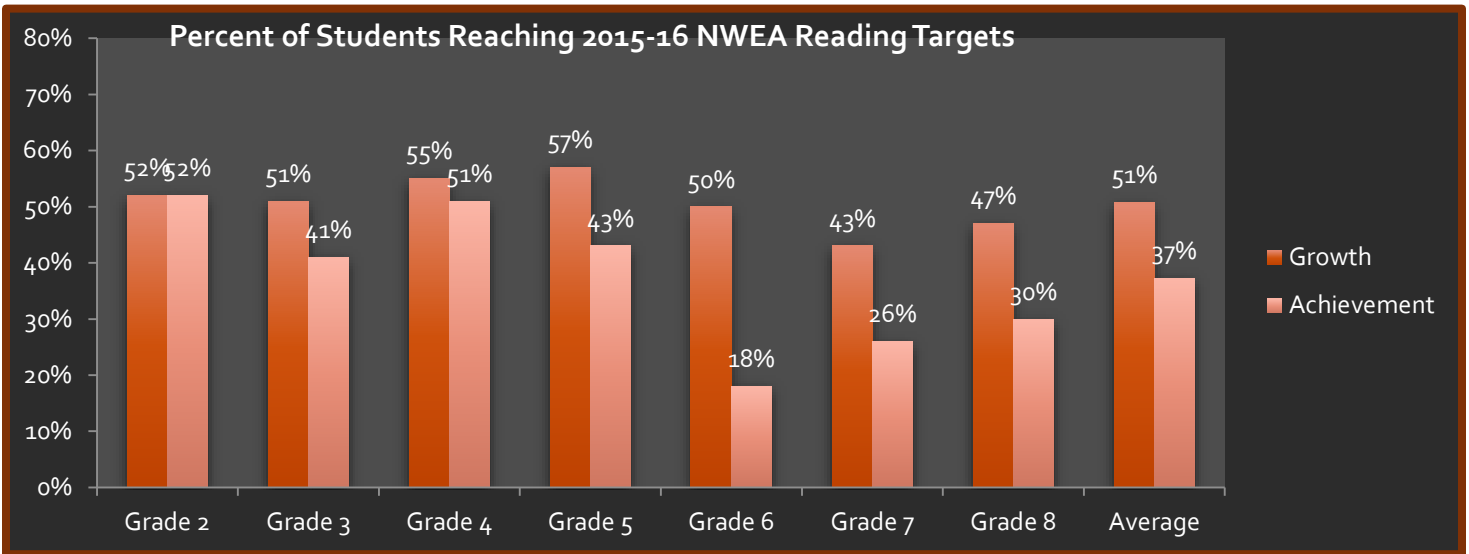




Comments: The data above illustrate Universal Learning Academy’s performance on the English Language Arts (ELA) and Math portions of the 2015-16 Michigan Student Test of Educational Progress (M-STEP). The results are displayed in both table and chart form and provide Universal Learning Academy 2015-16 data compared to the 2015-16 Wayne RESA’s, the 2015-16 State’s, and the academy’s 2014-15 results. Data highlighted in green in the above table indicate an increase in student proficiency from 2014-15 to 2015-16 while data highlighted in red indicate a decrease.

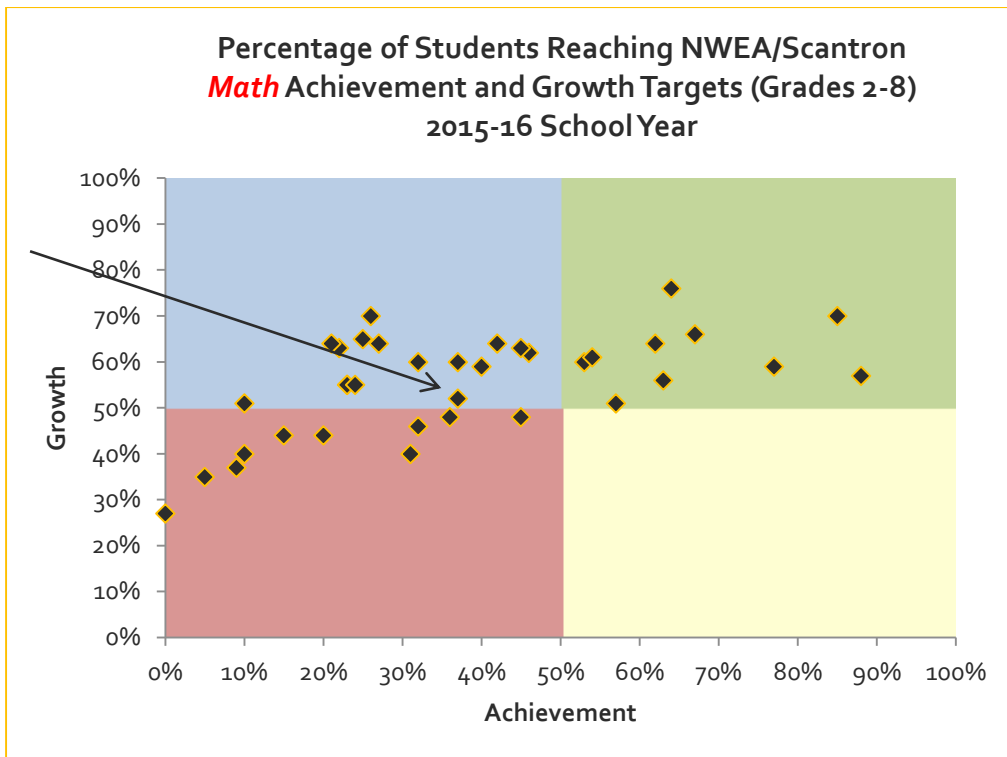
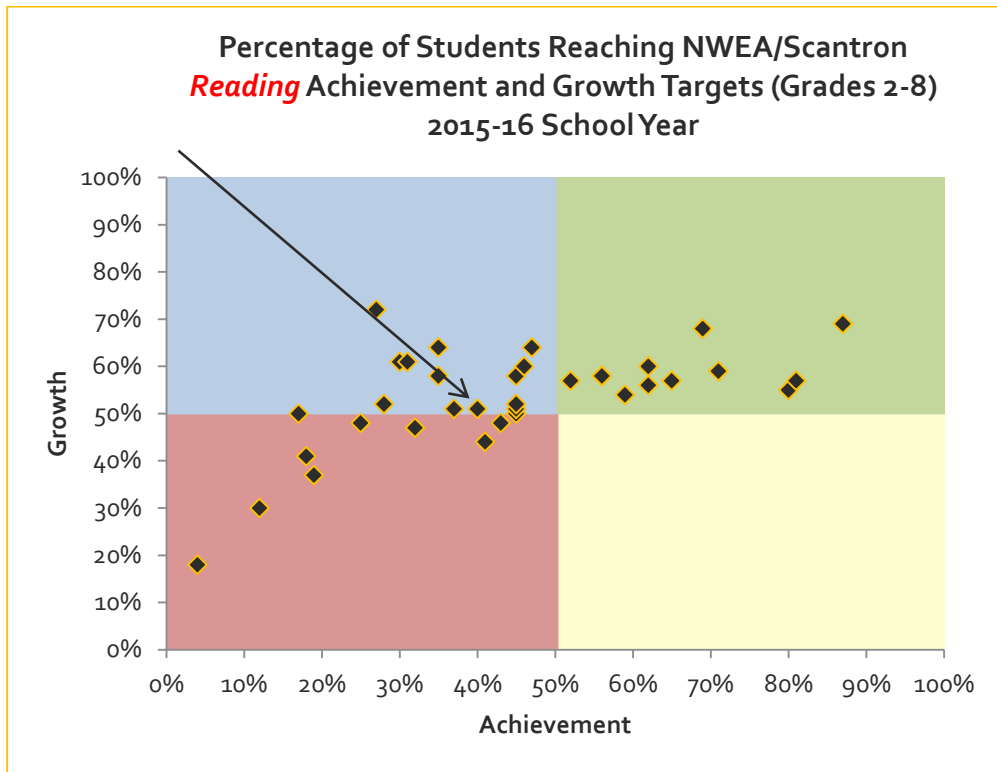
Also illustrated in the above charts are Universal Learning Academy SAT results compared to the ISD and to the State, and in a separate chart the average (MEAN) academy score compared to the SAT College Readiness Benchmarks for Reading and Writing and Math. On average, Universal Learning Academy students scored above the Reading and Writing College Readiness Benchmarks, but below the Mathematics benchmark. The percent of students proficient at Universal Learning Academy was below the proficiency rates for the ISD and the State in both Reading/Writing and Math.

Universal Learning Academy was ranked in the 44<sup>th</sup> percentile on the last published Top to Bottom List (for the 2013-14 school year). The academy was not on the recently released bottom 5<sup>th</sup> percentile group for 2014-15. Sometime later this fall the State will release the rankings based on the above 2015-16 testing data.



Comments: The data above illustrates Universal Learning Academy’s 2015-16 performance on the Reading and Math Northwest Evaluation Association’s Measure of Adequate Progress (NWEA/MAP). The charter contract measures school growth using this assessment, setting the goal of at least 50% of students reaching their growth targets. The graphs above show that students at Universal Learning Academy are, on average (“School Average”), meeting their reading and math growth targets. The students at Universal Learning Academy are, on average, not meeting their math and reading grade-level achievement targets using this assessment.

Quadrant charts on the next page further illustrate the growth and achievement levels of the students at Universal Learning Academy. The markers on the charts represent the other schools that Bay Mills Community College charters. The quadrant illustrations can be used to compare Universal Learning Academy with other schools authorized by Bay Mills Community College.





# Governance

Prepared by:

Nancy Berkompas

Governance Specialist

| Academy                    | Address              | EMO                          | Field Rep  |
|----------------------------|----------------------|------------------------------|------------|
| Universal Learning Academy | Dearborn Heights, MI | Hamadeh Educational Services | Pat Victor |

| Board Members            | Start of Term | Expiration of Term |                  |
|--------------------------|---------------|--------------------|------------------|
| Ronald Koussan Treasurer | 7/1/2015      | 6/30/2018          |                  |
| Hassan Alaouie President | 3/25/2009     | 6/30/2019          |                  |
| Ali Yassine              | 7/1/2015      | 6/30/2018          |                  |
| Zeinab Raishouni         | 7/1/2016      | 6/30/2017          |                  |
| Rim Tamim Secretary/ VP  | 9/29/2015     | 6/30/2017          |                  |
| Issraa Yassine           | 8/11/2011     | 6/30/2017          | resigned 2/26/16 |
| Monzer Saad              | 1/20/2015     | 6/30/2017          | resigned 7/1/15  |

| Category   | Rank | Comments |
|--|------|----------|
| <b>Academics:</b><br>Is the Board addressing academic performance? | 1    |          |

|  |   |  |
|--|---|--|
| <b>Finance:</b><br>Is the Board addressing financial sustainability? | 1 |  |
|--|---|--|

|  |   |  |
|--|---|--|
| <b>Compliance:</b><br>Is the Board in compliance with the charter and federal and state law? | 1 |  |
|--|---|--|

|   |   |  |
|---|---|--|
| <b>Board Behavior:</b><br>Is the Board conducting itself in a business-like manner? | 1 |  |
|---|---|--|

| Board Training:   |   |           |   |
|---|---|-----------|---|
| Was the Academy represented during the fiscal year 2015-2016? | Unfortunately, Board members were unable to attend the following listed Board trainings | 11/9/2015 | N |
|   |   | 2/8/2016  | N |
|   |   | 5/19/2016 | N |

**Rubric Rankings:**

1. The board is operating in a satisfactory manner in this area.
2. The board needs corrective action in this area.
3. The board is developing problematic behavior in this area.
4. The board actions need a complete review by BMCC.

Thank you for serving the Children of Michigan.

**We cannot always build the future for our youth, but we can build our youth for the future. ~Franklin Delano Roosevelt**

# Compliance

Prepared by:

Erin Forrester

Compliance Coordinator

# Universal Learning Academy

July 1, 2015 – June 30, 2016

## Contract Term

July 1, 2012 – June 30, 2020

## Academy Board of Directors

| Term Expiration | Board Member      | Seat | Educator/Parent | Notes                       |
|-----------------|-------------------|------|-----------------|-----------------------------|
| 6/30/2016       | Hassan Alaouie    | 2    | Parent          | The Board needs an educator |
| 6/30/2017       | (Vacant)          | 4    |                 |                             |
| 6/30/2017       | Rim Tamim         | 5    |                 |                             |
| 6/30/2018       | Ronald A. Koussan | 1    | Parent          |                             |
| 6/30/2018       | Ali N. Yassine    | 3    |                 |                             |

## Epicenter Compliance Statistics July 1, 2014 – June 30, 2015

| Rating | Entity                     | Entity Type | Past Due | % On Time      | % Accuracy      | Past Due Total |
|--------|----------------------------|-------------|----------|----------------|-----------------|----------------|
| ★★★    | Universal Learning Academy | Board       |          | 94% (33 of 35) | 100% (35 of 35) |                |
| ★★★    | Universal Learning Academy | School      |          | 92% (51 of 55) | 100% (55 of 55) |                |

## Epicenter Compliance Statistics July 1, 2015 – June 30, 2016

| Rating | Entity                     | Entity Type | Past Due | % On Time       | % Accuracy     | Past Due Total |
|--------|----------------------------|-------------|----------|-----------------|----------------|----------------|
| ★★★★   | Universal Learning Academy | Board       |          | 98% (46 of 47)  | 98% (47 of 48) |                |
| ★★★★   | Universal Learning Academy | School      |          | 100% (54 of 54) | 95% (54 of 57) |                |