

UNIVERSITY YES ACADEMY

Annual Report 2015-2016



BAY MILLS
COMMUNITY COLLEGE
CHARTER SCHOOLS OFFICE

NOTICE:

The information in this report separately and collectively is a basis for the performance review of public charter schools authorized by Bay Mills Community College Authorizing Body. The Bay Mills Community College Charter School Office reserves the sole authority to interpret the information in this report and elsewhere in its oversight of public charter schools authorized by Bay Mills Community College Authorizing Body.

TABLE OF CONTENTS

Academics.....3

 BMCC Charter Schools Office Academy Board Academics Report 2015-2016.....4

Governance.....8

 BMCC Charter Schools Office Academy Board Governance Report 2015-2016.....9

Compliance.....10

 BMCC Charter Schools Office Academy Board Compliance Report 2015-2016.....11

Academics

Prepared by:

Katherine Tassier

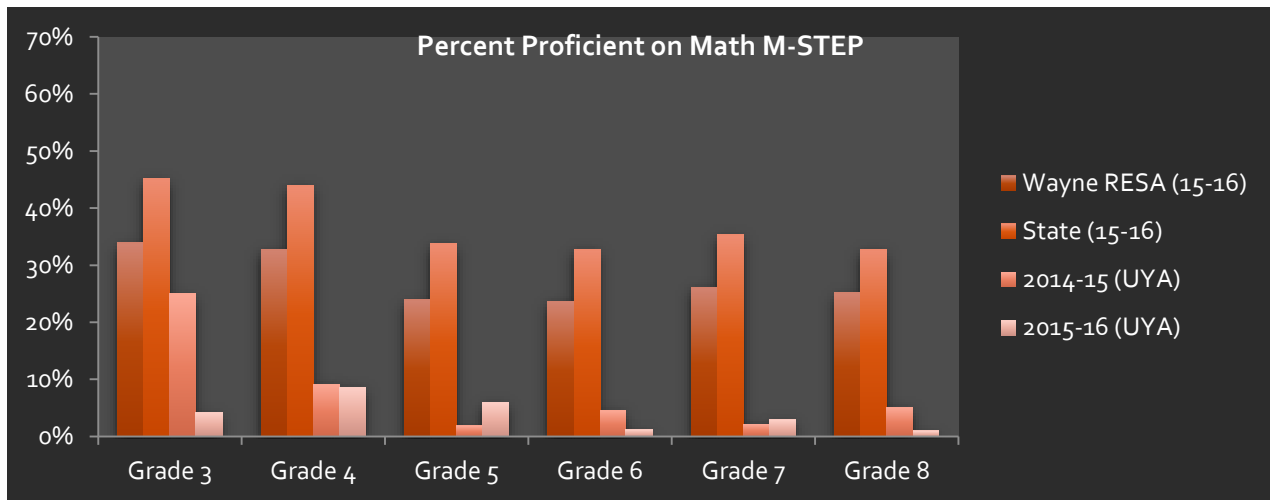
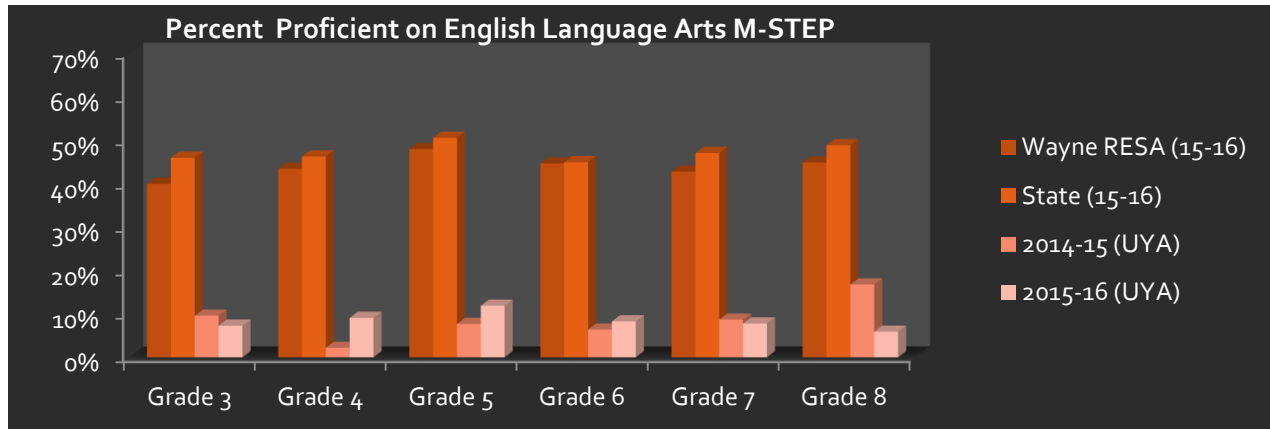
Curriculum Specialist

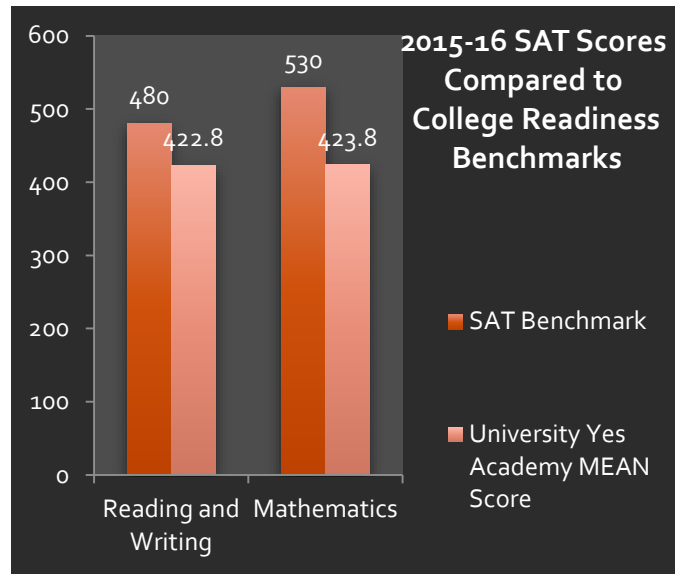
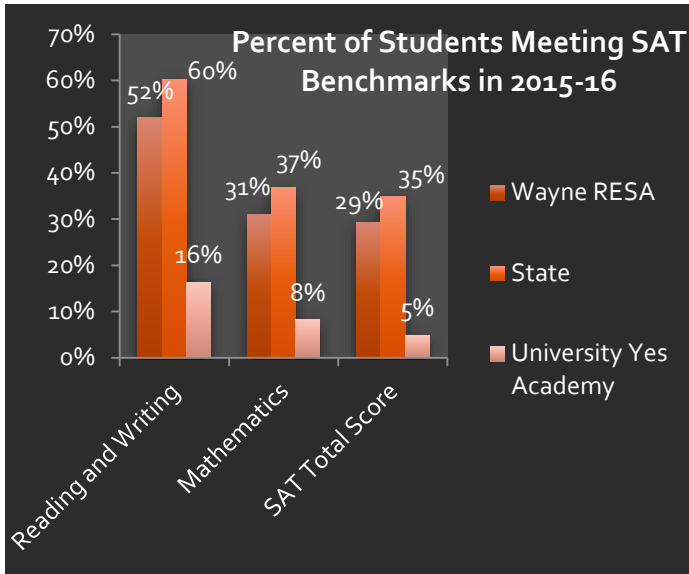
Percent of Students Proficient on English Language Arts M-STEP

	Wayne RESA (15-16)	State (15-16)	2014-15 (UYA)	2015-16 (UYA)
Grade 3	40.00%	46.00%	9.6%	7.3%
Grade 4	43.50%	46.30%	2.2%	9.1%
Grade 5	48.00%	50.60%	7.7%	11.9%
Grade 6	44.70%	45%	6.4%	8.3%
Grade 7	42.80%	47.10%	8.7%	7.8%
Grade 8	44.90%	48.90%	16.8%	5.9%

Percent of Students Proficient on Math M-STEP

	Wayne RESA (15-16)	State (15-16)	2014-15 (UYA)	2015-16 (UYA)
Grade 3	33.90%	45.20%	25.00%	4.20%
Grade 4	32.70%	44.00%	9.10%	8.60%
Grade 5	23.90%	33.80%	1.90%	6.00%
Grade 6	23.70%	32.80%	4.60%	1.20%
Grade 7	26.10%	35.30%	2.20%	2.90%
Grade 8	25.20%	32.70%	5.10%	1.00%



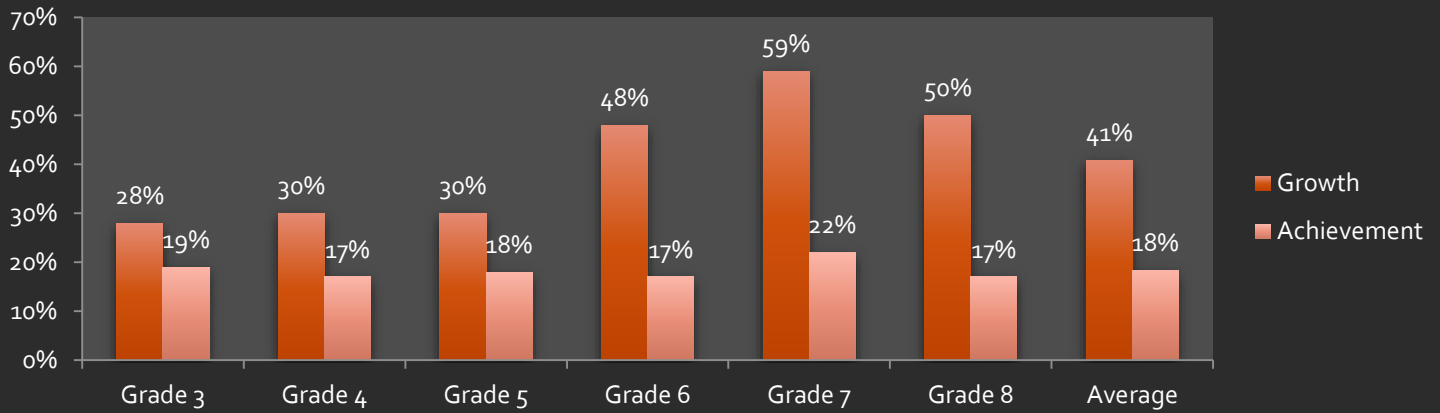


Comments: The data above illustrates University Yes Academy’s performance on the English Language Arts (ELA) and Math portions of the 2015-16 Michigan Student Test of Educational Progress (M-STEP). The results are displayed in both table and chart form and provide University Yes Academy 2015-16 data compared to the 2015-16 Wayne RESA’s, the 2015-16 State’s, and the academy’s 2014-15 results. Data highlighted in green in the above table indicate an increase in student proficiency from 2014-15 to 2015-16 while data highlighted in red indicate a decrease.

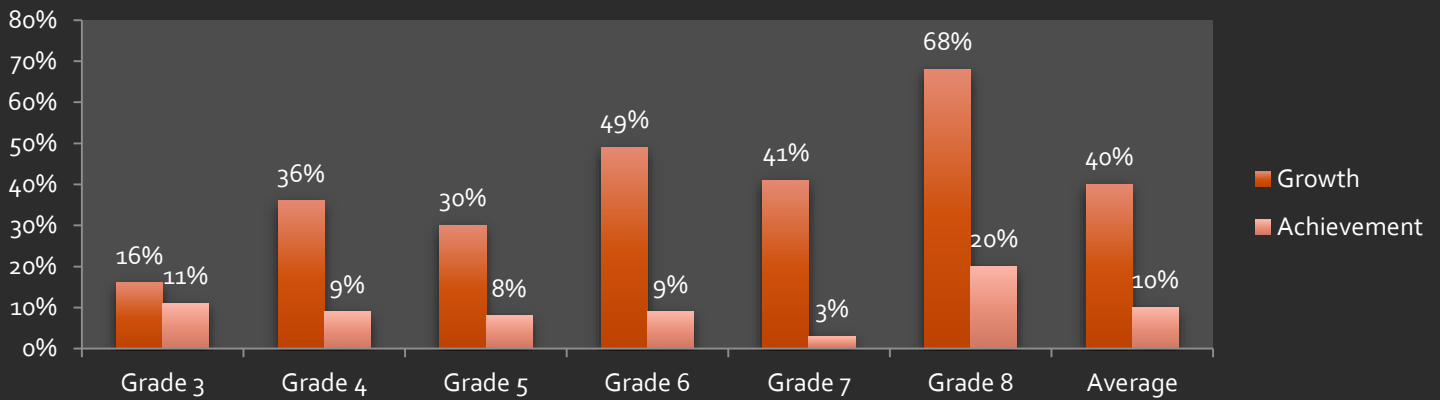
Also illustrated in the above charts are University Yes Academy SAT results compared to the ISD and to the State, and in a separate chart the average (MEAN) academy score compared to the SAT College Readiness Benchmarks for Reading/Writing and Math. On average, University Yes Academy students scored below the College Readiness Benchmarks and below the State and ISD averages.

University Yes Academy was ranked in the 5th percentile group on the last published Top to Bottom List (for the 2013-14 school year). The academy was not on the recently released bottom 5th percentile group for 2014-15. Sometime later this fall the State will release the rankings based on the above 2015-16 testing data.

Percent of Students Reaching 2015-16 Reading NWEA Targets

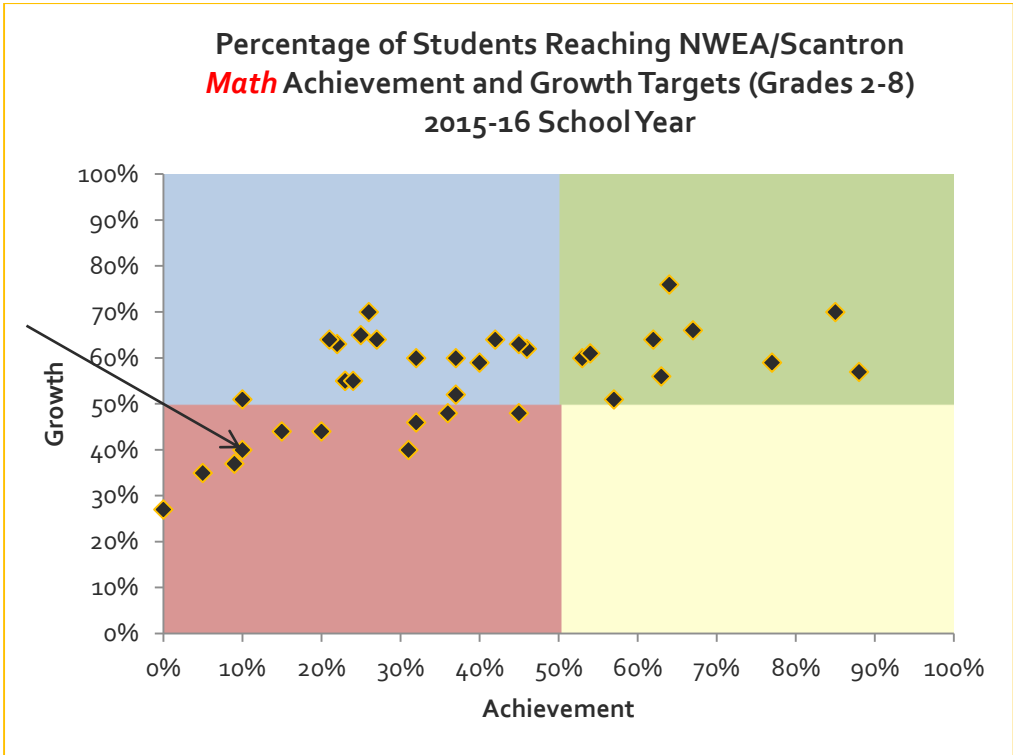
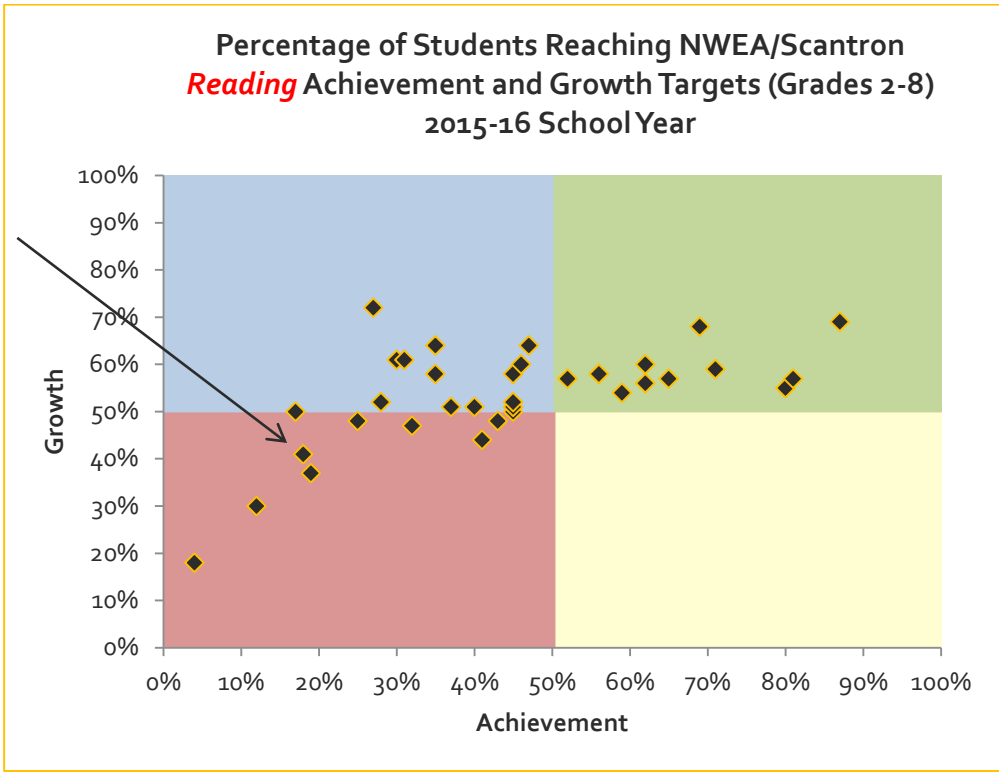


Percent of Students Reaching 2015-16 Math NWEA Targets



Comments: The data above illustrates University Yes Academy’s 2015-16 performance on the Reading and Math Northwest Evaluation Association’s Measure of Adequate Progress (NWEA/MAP). The charter contract measures school growth using this assessment, setting the goal of at least 50% of students reaching their growth targets. The graphs above show that students at University Yes Academy are, on average (“School Average”), not meeting their reading and math growth targets. The students at University Yes Academy are, on average, not meeting their math and reading grade-level achievement targets using this assessment.

Quadrant charts on the next page further illustrate the growth and achievement levels of the students at University Yes Academy. The markers on the charts represent the other schools that Bay Mills Community College charters. The quadrant illustrations can be used to compare University Yes Academy with other schools authorized by Bay Mills Community College.



Governance

Prepared by:

Nancy Berkompas

Governance Specialist

Academy	Address	EMO	Field Rep
University Yes Academy	Detroit, MI	New Paradigm for Education	Pat Victor

Board Members	Start of Term	Expiration of Term
William Shield President	5/19/2015	6/30/2017
Damali Sahu Secretary Treasurer	9/22/2015	6/30/2018
Alice Matthews	1/14/2016	6/30/2018
Edgar Vann II	7/5/2013	6/30/2016 term expired
Michael Addonizio	11/22/2011	6/30/2017 resigned 3/4/16

Category	Rank	Comments
Academics: Is the Board addressing academic performance?	1	

Finance: Is the Board addressing financial sustainability?	1	
----------------------------------------------------------------------	---	--

Compliance: Is the Board in compliance with the charter and federal and state law?	1	
----------------------------------------------------------------------------------------------	---	--

Board Behavior: Is the Board conducting itself in a business-like manner?	1	
-------------------------------------------------------------------------------------	---	--

Board Training:			
Was the Academy represented during the fiscal year 2015-2016?	Board members were able to attend some of the listed Board trainings	11/9/2015	Y
		2/8/2016	N
		5/19/2016	Y

Rubric Rankings:

1. The board is operating in a satisfactory manner in this area.
2. The board needs corrective action in this area.
3. The board is developing problematic behavior in this area.
4. The board actions need a complete review by BMCC.

Thank you for serving the Children of Michigan.

We cannot always build the future for our youth, but we can build our youth for the future. ~Franklin Delano Roosevelt

Compliance

Prepared by:

Erin Forrester

Compliance Coordinator

University Yes Academy

July 1, 2015 – June 30, 2016

Contract Term

July 1, 2010 – June 30, 2018

Academy Board of Directors

Term Expiration	Board Member	Seat	Educator/Parent	Notes
6/30/2016	Edgar L. Vann II	1		
6/30/2017	William P. Shield	2	Educator	
6/30/2017	(Vacant)	3		
6/30/2018	Damali Sahu	4		
6/30/2018	Alice (Ali) Matthews	5	Parent	

Epicenter Compliance Statistics July 1, 2014 – June 30, 2015

Rating	Entity	Entity Type	Past Due	% On Time	% Accuracy	Past Due Total
★★★	University YES Academy	Board		90% (36 of 40)	100% (40 of 40)	1
★★★★	University YES Academy	School		96% (52 of 54)	100% (54 of 54)	2

Epicenter Compliance Statistics July 1, 2015 – June 30, 2016

Rating	Entity	Entity Type	Past Due	% On Time	% Accuracy	Past Due Total
★★★	University YES Academy	Board	1	63% (29 of 46)	87% (45 of 52)	1
★★★	University YES Academy	School	1	67% (37 of 55)	84% (54 of 64)	1

Past Due Compliance Tasks

Facility Modifications

Board Meeting – Approved Minutes