

VISTA MEADOWS ACADEMY

Annual Report 2015-2016



BAY MILLS
COMMUNITY COLLEGE
CHARTER SCHOOLS OFFICE

NOTICE:

The information in this report separately and collectively is a basis for the performance review of public charter schools authorized by Bay Mills Community College Authorizing Body. The Bay Mills Community College Charter School Office reserves the sole authority to interpret the information in this report and elsewhere in its oversight of public charter schools authorized by Bay Mills Community College Authorizing Body.

TABLE OF CONTENTS

Academics.....3

 BMCC Charter Schools Office Academy Board Academics Report 2015-2016.....4

Governance.....7

 BMCC Charter Schools Office Academy Board Governance Report 2015-2016.....8

Compliance.....9

 BMCC Charter Schools Office Academy Board Compliance Report 2015-2016.....10

Academics

Prepared by:

Katherine Tassier

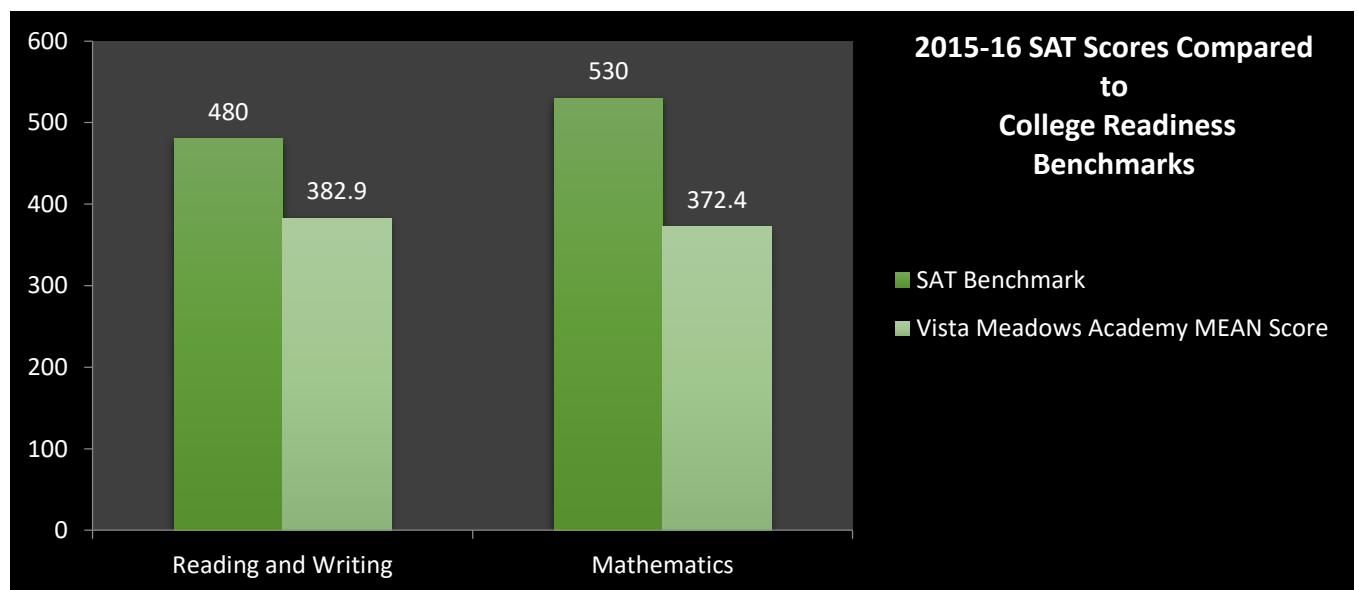
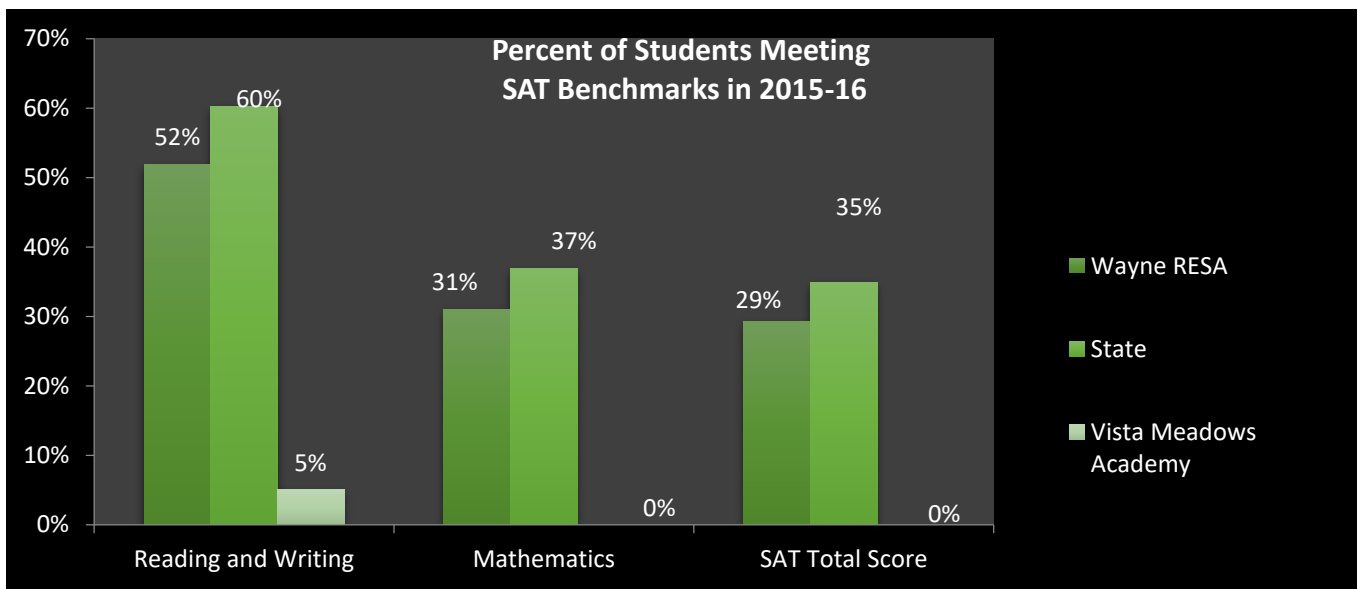
Curriculum Specialist

Percent of Students Meeting SAT Benchmarks

	Wayne RESA	State	Vista Meadows Academy
Reading and Writing	51.90%	60.20%	5.00%
Mathematics	31.00%	36.90%	0.00%
SAT Total Score	29.20%	34.90%	0.00%

MEAN SAT Scores Compared to College Readiness Benchmarks

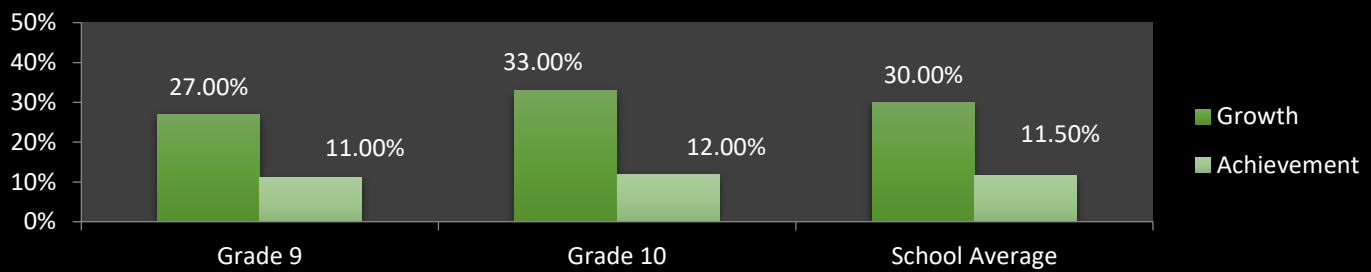
	SAT Benchmark	Vista Meadows Academy MEAN Score
Reading and Writing	480	382.9
Mathematics	530	372.4



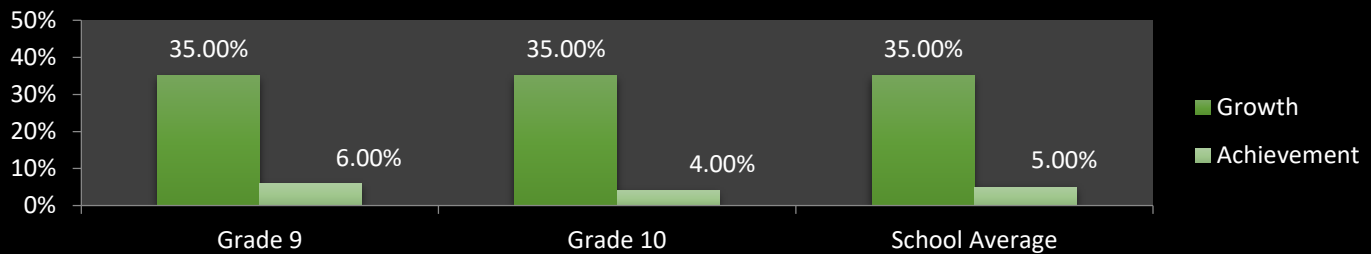
Comments: The data above illustrates Vista Meadows Academy’s performance on the Reading and Writing and Math portions of the 2015-16 SAT test. The results are displayed in both table and chart form and provide Vista Meadows Academy 2015-16 data compared to the 2015-16 Wayne RESA’s and the 2015-16 State’s. The percent of students proficient as well as the MEAN test scores reveal that Vista Meadows Academy students are below the State and ISD averages and below the College Readiness Benchmarks.

Vista Meadows Academy was unranked on the last published Top to Bottom List (for the 2013-14 school year). The academy was not on the recently released bottom 5th percentile group for 2014-15. Sometime later this fall the State will release the rankings based on the above 2015-16 testing data.

Percent of Students Reaching 2015-16 NWEA Reading Targets

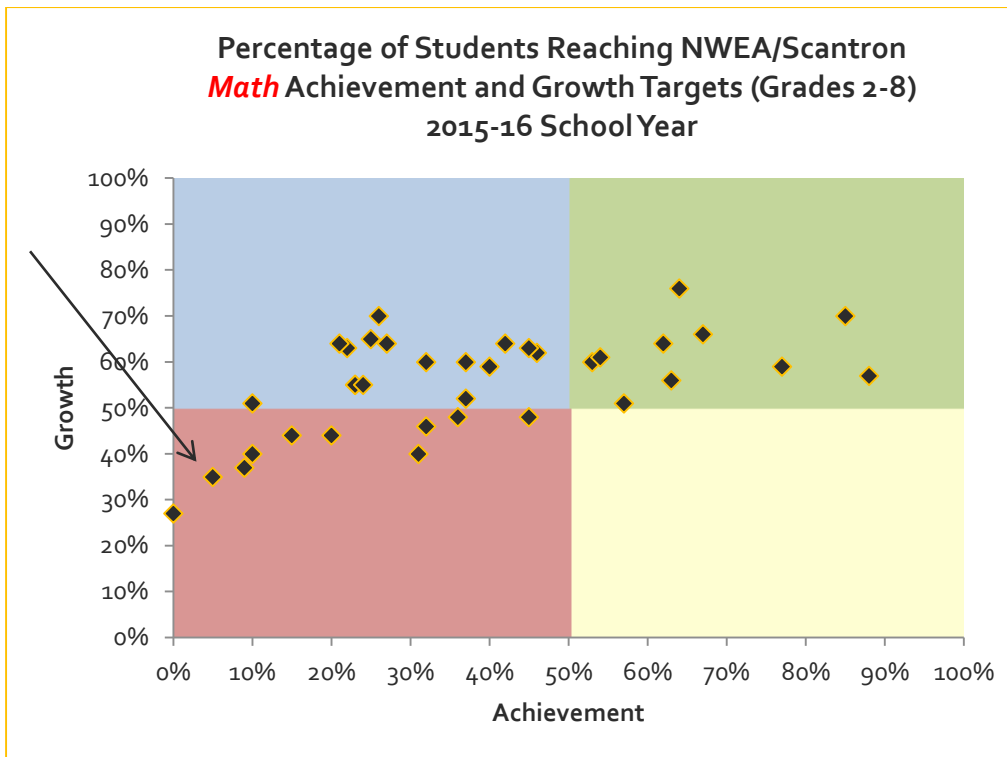
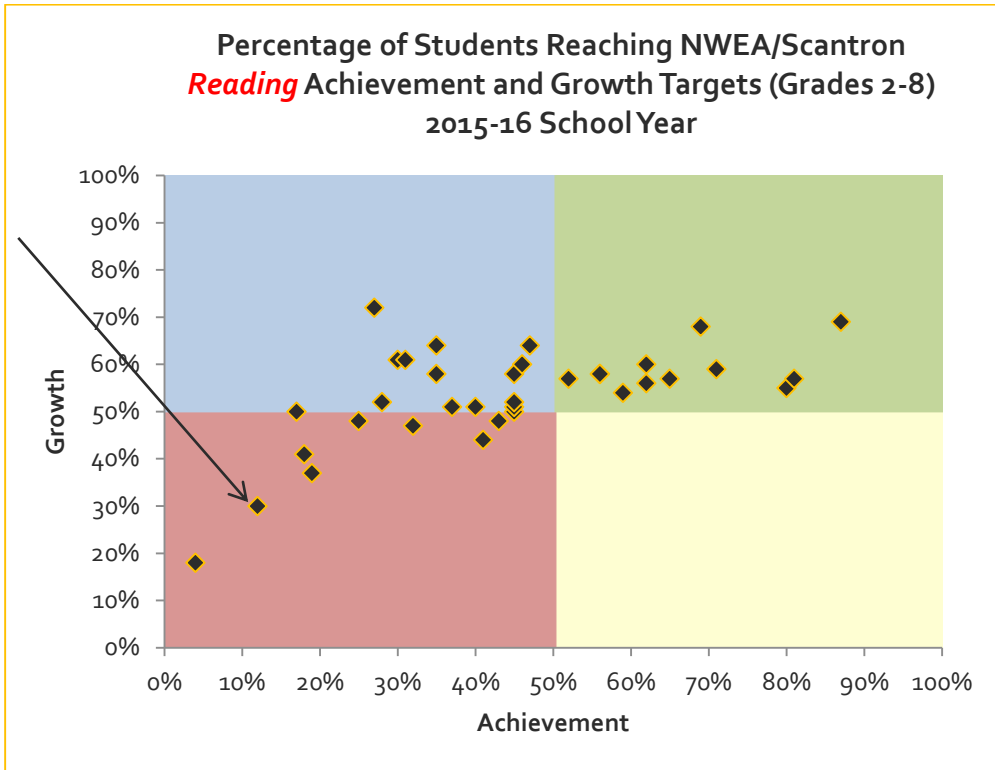


Percent of Students Reaching 2015-16 NWEA Math Targets



Comments: The data above illustrates Vista Meadows Academy’s 2015-16 performance on the Reading and Math Northwest Evaluation Association’s Measure of Adequate Progress (NWEA/MAP). The charter contract measures school growth using this assessment, setting the goal of at least 50% of students reaching their growth targets. The graphs above show that students at Vista Meadows Academy are, on average (“School Average”), not meeting their reading and math growth targets. The students at Vista Meadows Academy are, on average, not meeting their math and reading grade-level achievement targets using this assessment.

Quadrant charts on the next page further illustrate the growth and achievement levels of the students at Vista Meadows Academy. The markers on the charts represent the other schools that Bay Mills Community College charts. The quadrant illustrations can be used to compare Vista Meadows Academy with other schools authorized by Bay Mills Community College.



Governance

Prepared by:

Nancy Berkompas

Governance Specialist

Academy	Address	EMO	Field Rep
Vista Meadows Academy	Dearborn Heights, MI	CS Partners	Pat Victor

Board Members	Start of Term	Expiration of Term
Erica Ballard Secretary	4/20/2015	6/30/2019
Beverly Stovall VP	4/28/2006	6/30/2017
Gerald Kabzinski President	10/26/2007	6/30/2019
Aaron Tate Jr. Treasurer	11/6/2009	6/30/2017
Tera Coleman	7/1/2012	6/30/2018 resigned 8/8/16

Category	Rank	Comments
Academics: Is the Board addressing academic performance?	1	

Finance: Is the Board addressing financial sustainability?	1	
--	---	--

Compliance: Is the Board in compliance with the charter and federal and state law?	1	
--	---	--

Board Behavior: Is the Board conducting itself in a business-like manner?	1	
---	---	--

Board Training:			
Was the Academy represented during the fiscal year 2015-2016?	Unfortunately, Board members were unable to attend some of the following listed Board trainings	11/9/2015	N
		2/8/2016	N
		5/19/2016	Y

Rubric Rankings:

1. The board is operating in a satisfactory manner in this area.
2. The board needs corrective action in this area.
3. The board is developing problematic behavior in this area.
4. The board actions need a complete review by BMCC.

Thank you for serving the Children of Michigan.

We cannot always build the future for our youth, but we can build our youth for the future. ~Franklin Delano Roosevelt

Compliance

Prepared by:

Erin Forrester

Compliance Coordinator

Vista Meadows Academy

July 1, 2015 – June 30, 2016

Contract Term

July 1, 2008 – June 30, 2016

Academy Board of Directors

Term Expiration	Board Member	Seat	Educator/Parent	Notes
6/30/2016	Ballard, Erica Ballard	1	Educator	The Board needs a parent representative
6/30/2016	Gerard F. Kabzinski	3		
6/30/2017	Beverly Stovall	2		
6/30/2017	Aaron Tate Jr	4		
6/30/2018	Tera Coleman	5		

Epicenter Compliance Statistics July 1, 2014 – June 30, 2015

Rating	Entity	Entity Type	Past Due	% On Time	% Accuracy	Past Due Total
★★★	Vista Meadows Academy	Board		100% (40 of 40)	100% (40 of 40)	
★★★	Vista Meadows Academy	School		100% (55 of 55)	98% (55 of 56)	

Epicenter Compliance Statistics July 1, 2015 – June 30, 2016

Rating	Entity	Entity Type	Past Due	% On Time	% Accuracy	Past Due Total
★★★	Vista Meadows Academy	Board		100% (46 of 46)	100% (46 of 46)	
★★★	Vista Meadows Academy	School		100% (53 of 53)	98% (53 of 54)	