

WELLSPRING PREPARATORY ACADEMY

Annual Report 2015-2016



BAY MILLS
COMMUNITY COLLEGE
CHARTER SCHOOLS OFFICE

NOTICE:

The information in this report separately and collectively is a basis for the performance review of public charter schools authorized by Bay Mills Community College Authorizing Body. The Bay Mills Community College Charter School Office reserves the sole authority to interpret the information in this report and elsewhere in its oversight of public charter schools authorized by Bay Mills Community College Authorizing Body.

TABLE OF CONTENTS

Academics.....3

 BMCC Charter Schools Office Academy Board Academics Report 2015-2016.....4

Governance.....7

 BMCC Charter Schools Office Academy Board Governance Report 2015-2016.....8

Compliance.....9

 BMCC Charter Schools Office Academy Board Compliance Report 2015-2016.....10

Academics

Prepared by:

Katherine Tassier

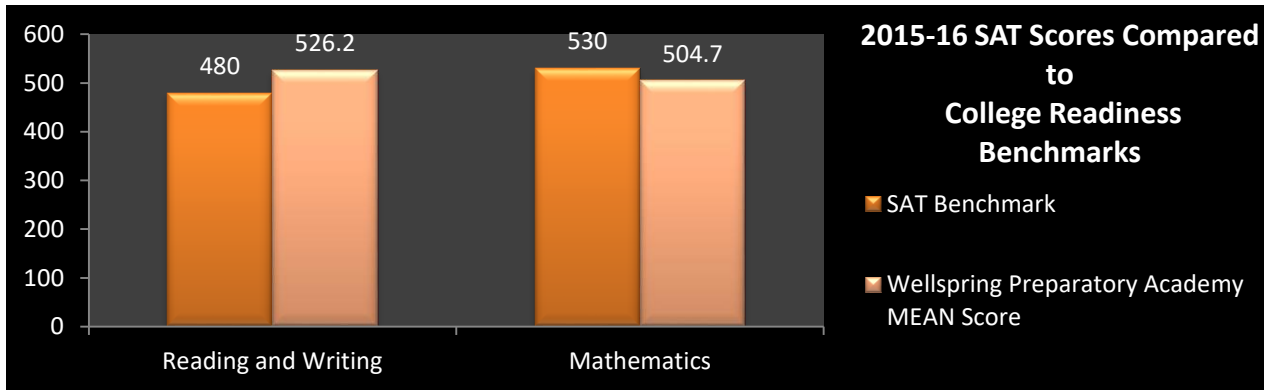
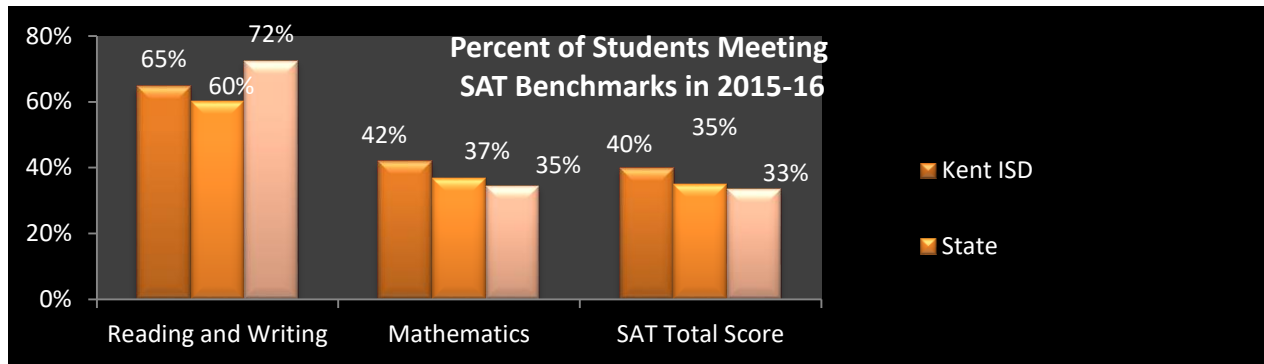
Curriculum Specialist

Percent of Students Meeting SAT Benchmarks

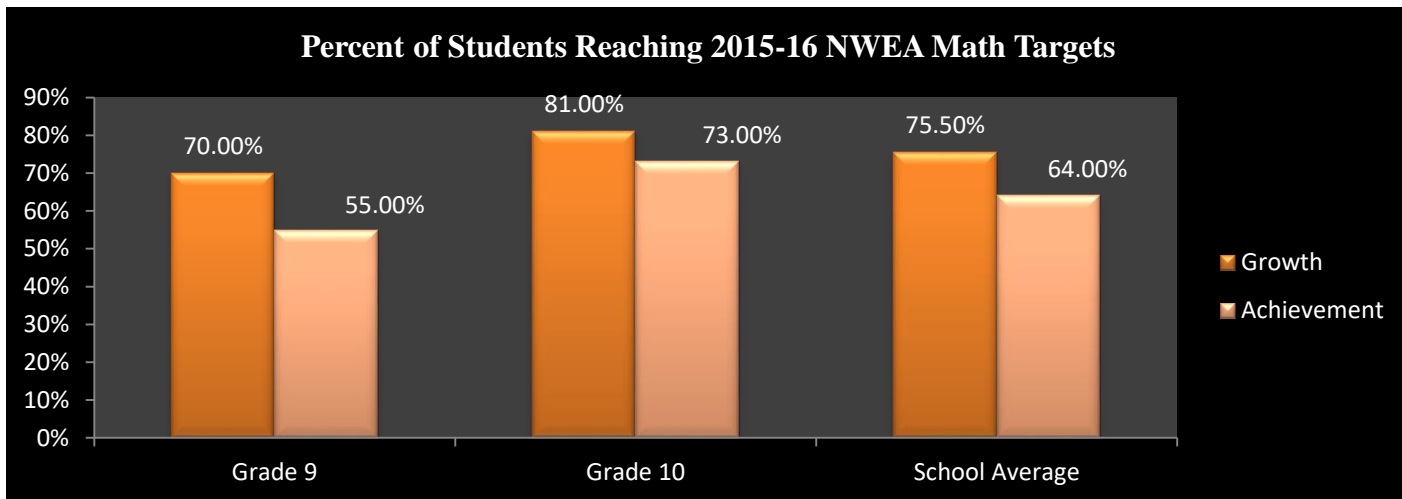
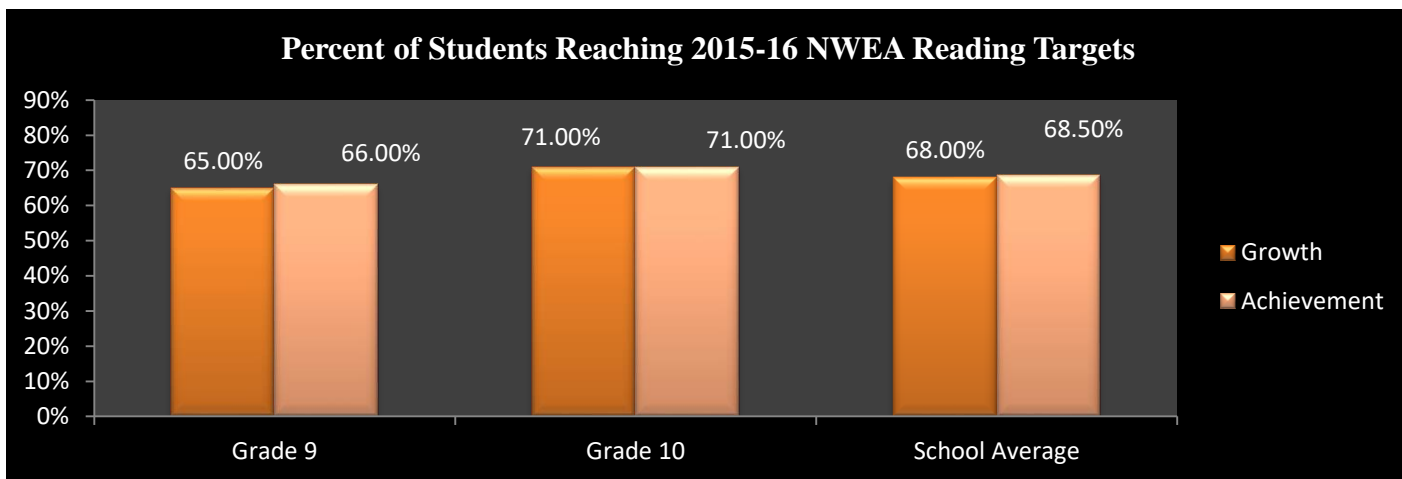
	Kent ISD	State	Wellspring Preparatory Academy
Reading and Writing	64.70%	60.20%	72.40%
Mathematics	41.80%	36.90%	34.50%
SAT Total Score	39.90%	34.90%	33.30%

MEAN SAT Scores Compared to College Readiness Benchmarks

	SAT Benchmark	Wellspring Preparatory Academy MEAN Score
Reading and Writing	480	526.2
Mathematics	530	504.7

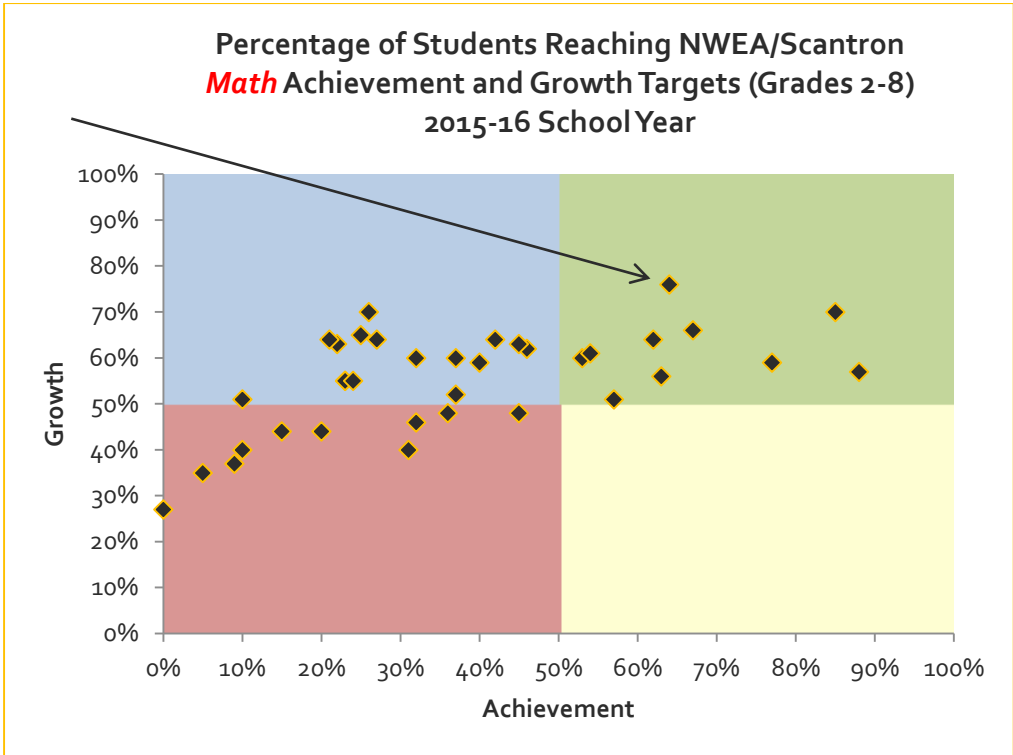
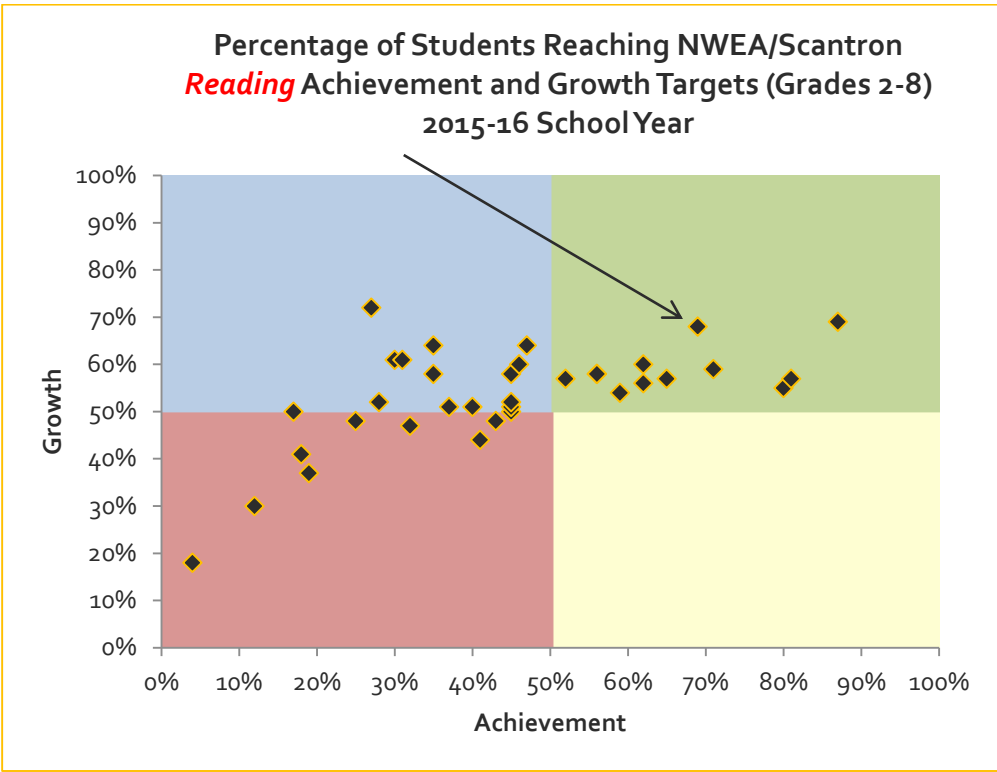


Comments: The data above illustrates Wellspring Preparatory Academy’s performance on the Reading and Writing and Math portions of the 2015-16 SAT test. The results are displayed in both table and chart form and provide Wellspring Preparatory Academy 2015-16 data compared to the 2015-16 Kent ISD’s and the 2015-16 State’s. Data highlighted in green in the above tables indicate areas where Wellspring Preparatory Academy students’ proficiency percentages were higher than the State and the ISD and the MEAN score was above the College Readiness benchmark, while data highlighted in red indicates proficiency rates below the State and ISD and MEAN scores below benchmarks. Wellspring Preparatory Academy was ranked in the 93rd percentile on the last published Top to Bottom List (for the 2013-14 school year). The academy was not on the recently released bottom 5th percentile group for 2014-15. Sometime later this fall the State will release the rankings based on the above 2015-16 testing data.



Comments: The data above illustrates Wellspring Preparatory Academy’s 2015-16 performance on the Reading and Math Northwest Evaluation Association’s Measure of Adequate Progress (NWEA/MAP). The charter contract measures school growth using this assessment, setting the goal of at least 50% of students reaching their growth targets. The graphs above show that students at Wellspring Preparatory Academy are, on average (“School Average”), meeting their reading and math growth targets. The students at Wellspring Preparatory Academy are, on average, also meeting their math and reading grade-level achievement targets using this assessment.

Quadrant charts on the next page further illustrate the growth and achievement levels of the students at Wellspring Preparatory Academy. The markers on the charts represent the other schools that Bay Mills Community College charters. The quadrant illustrations can be used to compare Wellspring Preparatory Academy with other schools authorized by Bay Mills Community College.



Governance

Prepared by:

Nancy Berkompas

Governance Specialist

Academy	Address	EMO	Field Rep
Wellspring Preparatory	Grand Rapids, MI	Net Prep	Tim Morris Les Albert

Board Members	Start of Term	Expiration of Term
Joseph Gavan	9/8/2016	6/30/2019
Janice Hidalgo Secretary	4/6/2011	6/30/2019
Fred Slade Treasurer	7/1/2014	6/30/2017
Mark Lemoine VP	9/29/2015	6/30/2018
Sheryl Siegel President	11/4/2014	6/30/2017
John Sandro	10/30/2009	6/30/2016 term expired

Category	Rank	Comments
Academics: Is the Board addressing academic performance?	1	

Finance: Is the Board addressing financial sustainability?	1	
--	---	--

Compliance: Is the Board in compliance with the charter and federal and state law?	1	
--	---	--

Board Behavior: Is the Board conducting itself in a business-like manner?	1	
---	---	--

Board Training:			
Was the Academy represented during the fiscal year 2015-2016?	Unfortunately, Board members were unable to attend some of the following listed Board trainings	11/9/2015	Y
		2/8/2016	N
		5/19/2016	N

Rubric Rankings:

1. The board is operating in a satisfactory manner in this area.
2. The board needs corrective action in this area.
3. The board is developing problematic behavior in this area.
4. The board actions need a complete review by BMCC.

Thank you for serving the Children of Michigan.

We cannot always build the future for our youth, but we can build our youth for the future. ~Franklin Delano Roosevelt

Compliance

Prepared by:

Erin Forrester

Compliance Coordinator

Wellspring Preparatory High School

July 1, 2015 – June 30, 2016

Contract Term

March 19, 2010 – June 30, 2018

Academy Board of Directors

Term Expiration	Board Member	Seat	Educator/Parent	Notes
6/30/2016	John P. (Patrick) Sandro	1	Educator	
6/30/2016	Janice L. Hidalgo	2	Parent	
6/30/2017	Fred E. Slade	3	Educator	
6/30/2017	Sheryl Siegel	5	Educator	
6/30/2018	Mark A. Lemoine	4		

Epicenter Compliance Statistics July 1, 2014 – June 30, 2015

Rating	Entity	Entity Type	Past Due	% On Time	% Accuracy	Past Due Total
★★★	Wellspring Prep High School	Board		100% (29 of 29)	100% (29 of 29)	
★★★	Wellspring Prep High School	School		100% (52 of 52)	100% (52 of 52)	

Epicenter Compliance Statistics July 1, 2015 – June 30, 2016

Rating	Entity	Entity Type	Past Due	% On Time	% Accuracy	Past Due Total
★★★	Wellspring Prep High School	Board		100% (38 of 38)	100% (38 of 38)	
★★★	Wellspring Prep High School	School		100% (50 of 50)	100% (50 of 50)	