

2020/2021

Mildred C. Wells Preparatory Academy

**ANNUAL
REPORT**



BAY MILLS
COMMUNITY COLLEGE
CHARTER SCHOOLS OFFICE

CONTENTS

03

ACADEMIC PERFORMANCE

04

FINANCIAL STABILITY

05

COMPLIANCE & GOVERNANCE

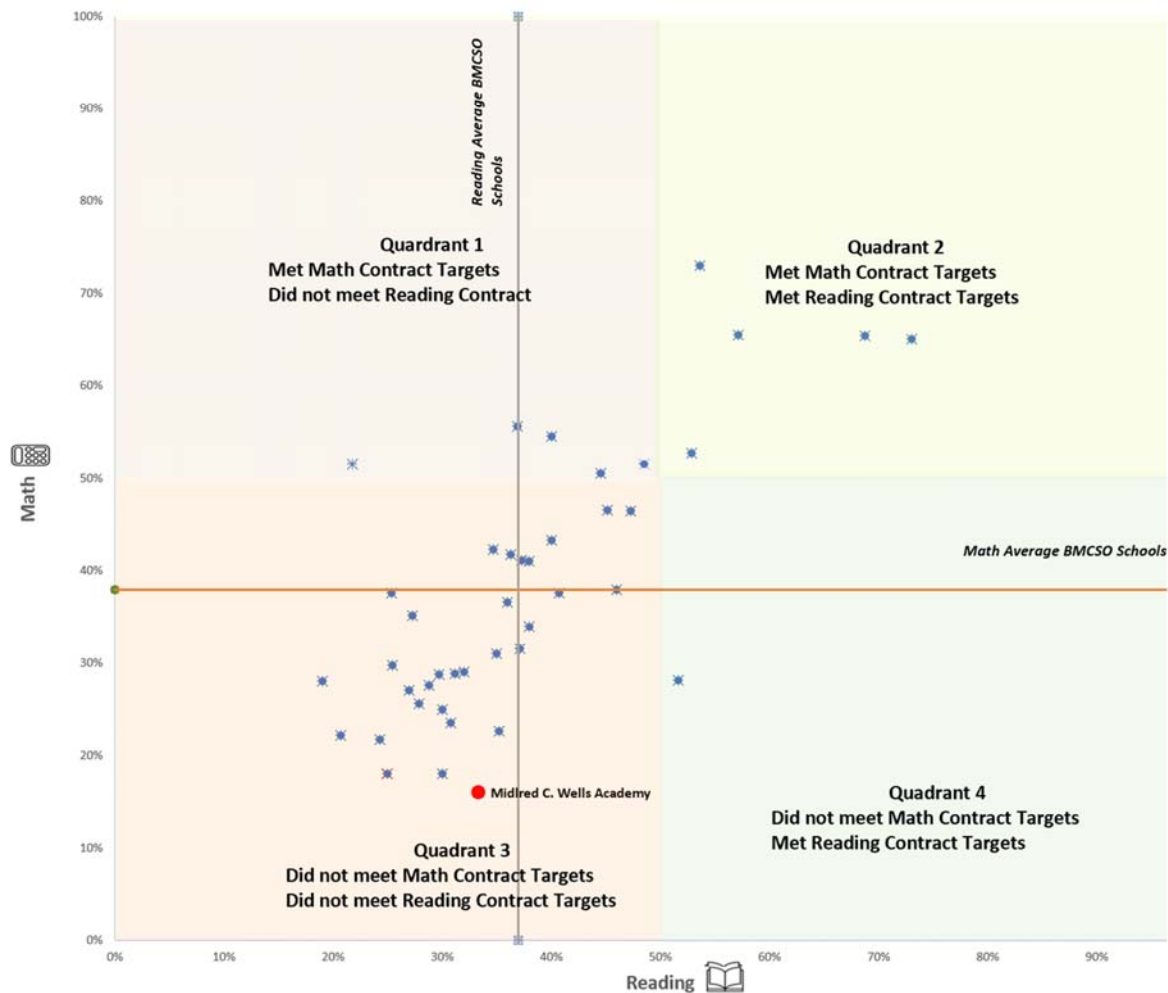
ACADEMIC PERFORMANCE

The quadrants in the graph below indicate growth targets in reading and math as set forth in the charter contract. Bay Mills Community College Charter School Office recognizes that the 2020-21 school year was unique and challenging given the global pandemic and the subsequent interruptions in learning. An added measure is reflected in the graph to reveal to each school not just where they fell in comparison to the contract target, but also in relation to the other schools authorized by Bay Mills Community College.


Results of the State of Michigan’s annual assessment are not being reported on the Annual Report, as the results are difficult to compare given the wide-ranging participation rates.

The average grade in BMCC schools had nearly a 90% participation rate in NWEA testing. The average grade-level participation at Mildred C. Wells Academy was at approx. 96%.

**Average Percentage of Students in Grades 2-10 (as applicable) Meeting NWEA Growth Target
(Data Points represent each of Bay Mills 46 Charter Schools)**



The graph reveals Mildred C. Wells Academy in Quadrant 3, below contractual math and reading growth targets, and below the Bay Mills schools’ averages in both math and reading.

*Academy with a  following name has exceeded Bay Mills charter schools’ average math growth for 2020-21.

*Academy with a  following name has exceeded Bay Mills charter schools’ average reading growth for 2020-21.

FINANCIAL STABILITY

Enrollment

Spring 2021 – 217.00 (a decrease of 0.88%)

Fall 2020 – 218.93

Fiscal Year 2020-2021 Final Budget

Gain - \$82,905

Ending Fund Balance - \$464,142

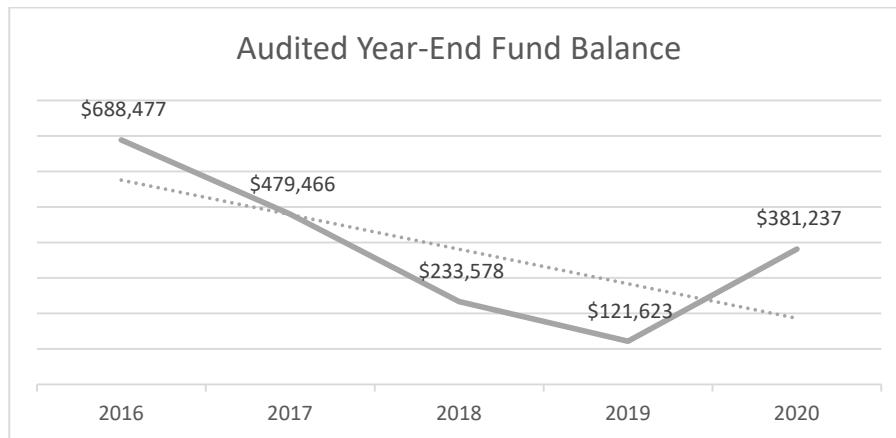
Fund Balance/Expenditures – 16.25%

Fiscal Year 2021-2022 Initial Budget

Gain - \$25,819

Ending Fund Balance - \$407,056

Fund Balance/Expenditures – 13.05%



Instruction % of Revenues

2020	37.49%
2019	39.96%
2018	42.05%

COMPLIANCE & GOVERNANCE

Member	Position	Expiration Date
Jacquelyn Clement	Vice President	6/30/2022
Margaret A. Johnson	Secretary	6/30/2024
Patricia Plaut-Payne	President	6/30/2023
Vincent Woods	Treasurer	6/30/2023
1 Vacant Position		

July 1, 2019- June 30, 2020	
Board	School
On-time: 96%	On-time: 100%
Accurate: 98%	Accurate: 100%
Compliant: ★★	Compliant: ★★★

July 1, 2020- June 30, 2021	
Board	School
On-time: 100%	On-time: 97%
Accurate: 100%	Accurate: 100%
Compliant: ★★★	Compliant: ★★★