

2020/2021
Triumph Academy

ANNUAL REPORT



BAY MILLS
COMMUNITY COLLEGE
CHARTER SCHOOLS OFFICE

CONTENTS

03

ACADEMIC PERFORMANCE

04

FINANCIAL STABILITY

05

COMPLIANCE & GOVERNANCE

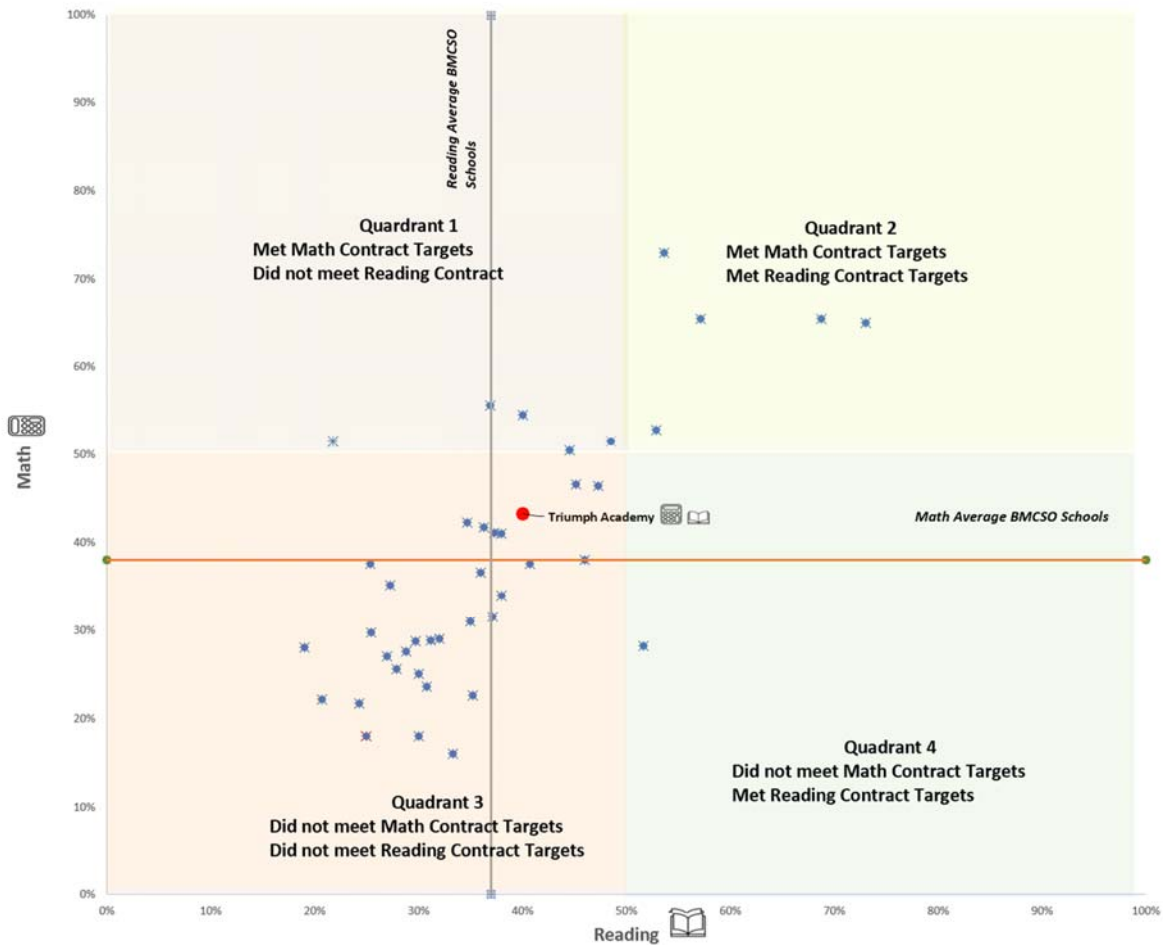
ACADEMIC PERFORMANCE

The quadrants in the graph below indicate growth targets in reading and math as set forth in the charter contract. Bay Mills Community College Charter School Office recognizes that the 2020-21 school year was unique and challenging given the global pandemic and the subsequent interruptions in learning. An added measure is reflected in the graph to reveal to each school not just where they fell in comparison to the contract target, but also in relation to the other schools authorized by Bay Mills Community College.

Results of the State of Michigan’s annual assessment are not being reported on the Annual Report, as the results are difficult to compare given the wide-ranging participation rates.


The average grade in BMCC schools had nearly a 90% participation rate in NWEA testing. The average grade-level participation at Triumph Academy was at approx. 99%.

Average Percentage of Students in Grades 2-10 (as applicable) Meeting NWEA Growth Targets (Data Points represent each of Bay Mills 46 Charter Schools)



The graph reveals Triumph Academy in Quadrant 3, not meeting contractual math and reading growth targets, but exceeding the Bay Mills schools’ averages in both math and reading.

*Academy with a  following name has exceeded Bay Mills charter schools’ average math growth for 2020-21.

*Academy with a  following name has exceeded Bay Mills charter schools’ average reading growth for 2020-21.

FINANCIAL STABILITY

Enrollment

Spring 2021 – 761.00 (a decrease of 2.13%)

Fall 2020 – 777.54

Fiscal Year 2020-2021 Final Budget

Equal revenues and expenditures

Ending Fund Balance - \$77,273

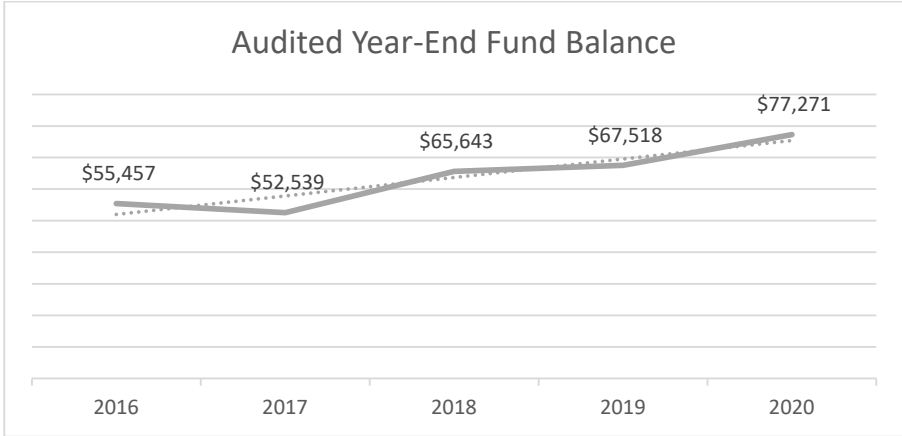
Fund Balance/Expenditures – less than 1%

Fiscal Year 2021-2022 Initial Budget

Equal revenues and expenditures

Ending Fund Balance - \$77,273

Fund Balance/Expenditures – less than 1%



Instruction % of Revenues

2020	44.17%
2019	44.78%
2018	43.80%

COMPLIANCE & GOVERNANCE

Member	Position	Expiration Date
Derek Fuciarelli	Treasurer	6/30/2022
Mary A. O'Neill	President	6/30/2024
Andrew Pride	Vice President	6/30/2023
Courtney Stamper	Secretary	6/30/2023
1 Vacant Position		

July 1, 2019- June 30, 2020	
Board	School
On-time: 100%	On-time: 100%
Accurate: 100%	Accurate: 100%
Compliant: ★★★★★	Compliant: ★★★★★

July 1, 2020- June 30, 2021	
Board	School
On-time: 98%	On-time: 98%
Accurate: 98%	Accurate: 100%
Compliant: ★★★★★	Compliant: ★★★★★