

2020/2021

West Michigan Aviation Academy

ANNUAL REPORT



BAY MILLS
COMMUNITY COLLEGE
CHARTER SCHOOLS OFFICE

CONTENTS

03

ACADEMIC PERFORMANCE

04

FINANCIAL STABILITY

05

COMPLIANCE & GOVERNANCE

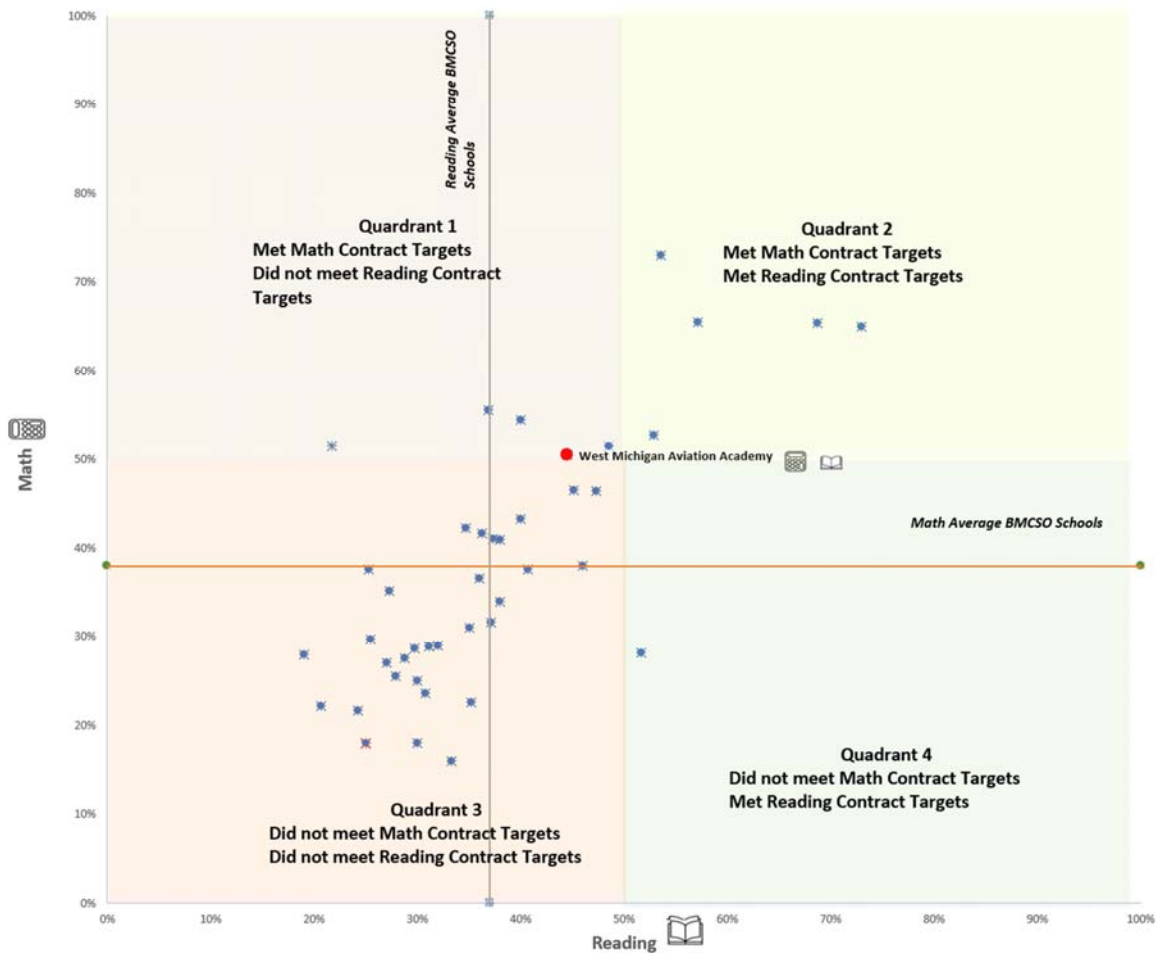
ACADEMIC PERFORMANCE

The quadrants in the graph below indicate growth targets in reading and math as set forth in the charter contract. Bay Mills Community College Charter School Office recognizes that the 2020-21 school year was unique and challenging given the global pandemic and the subsequent interruptions in learning. An added measure is reflected in the graph to reveal to each school not just where they fell in comparison to the contract target, but also in relation to the other schools authorized by Bay Mills Community College.

Results of the State of Michigan’s annual assessment are not being reported on the Annual Report, as the results are difficult to compare given the wide-ranging participation rates.


The average grade in BMCC schools had nearly a 90% participation rate in NWEA testing. The average grade-level participation at West Michigan Aviation Academy was only 92%.

**Average Percentage of Students in Grades 2-10 (as applicable) Meeting NWEA Growth Targets
(Data Points represent each of Bay Mills 46 Charter Schools)**



The graph reveals West Michigan Aviation in Quadrant 1, meeting contractual math growth target and not meeting contractual reading growth target. West Michigan Aviation exceeded the Bay Mills schools’ average in both reading and math.

*Academy with a  following name has exceeded Bay Mills charter schools’ average math growth for 2020-21.

*Academy with a  following name has exceeded Bay Mills charter schools’ average reading growth for 2020-21.

FINANCIAL STABILITY

Enrollment

Spring 2021 – 586.86 (a decrease of 1.75%)

Fall 2020 – 597.31

Fiscal Year 2020-2021 Final Budget

Loss - \$122,511

Ending Fund Balance - \$931,592

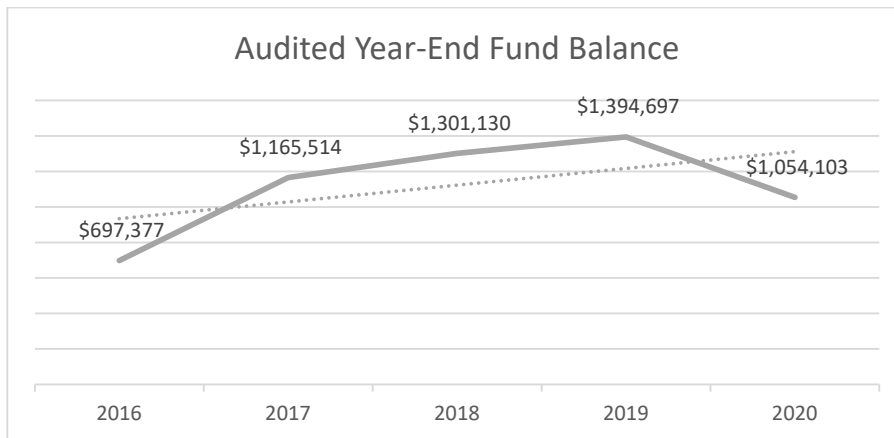
Fund Balance/Expenditures – 13.90%

Fiscal Year 2021-2022 Initial Budget

Loss - \$343,733

Ending Fund Balance - \$587,859

Fund Balance/Expenditures – 8.374%






Instruction % of Revenues

2020	56.00%
2019	49.46%
2018	47.42%

COMPLIANCE & GOVERNANCE

Member	Position	Expiration Date
Dr. Tandy L. Champion	Director	6/30/2024
Eva Cooper	Director	6/30/2023
Richard M. DeVos Jr.	President	6/30/2022
Rick Fiddler	Director	6/30/2023
Robin A. Horder-Koop	Director	6/30/2023
George F. Kiefer Jr.	Director	6/30/2024
Brian P. Lennon	Director	6/30/2024
Clifford G. Maine	Treasurer/Secretary	6/30/2022
Kathleen Maine	Vice President	6/30/2024
Timothy Platz	Director	6/30/2022

July 1, 2019- June 30, 2020	
Board	School
On-time: 98%	On-time:95%
Accurate: 98%	Accurate: 100%
Compliant: 	Compliant: 

July 1, 2020- June 30, 2021	
Board	School
On-time: 93%	On-time:95%
Accurate: 100%	Accurate: 97%
Compliant: 	Compliant: 